



Royal University of Bhutan

Annual Statistics

2022-2023

Table of Contents

1. Student Statistics	1
1.1 Total Students	1
1.2 Proportion of Students by Sex	1
1.3 Students at Different Levels of Study	2
1.4 Students by Scholarship & Self-Funding Students.....	2
2. Student Intake	3
2.1 Total Intake	3
2.2 Proportion of Student Intake by Sex	3
2.3 Intake by Scholarship	4
2.4 Intake of Students at Different Levels of Study.....	5
3. Projected Number of Graduates	6
4. Human Resource	7
4.1 Total Staff Strength	7
4.2 Academic Staff Category with Qualification	8
4.3 Staff on Long Term Studies.....	9
4.4 Source of Funding for HRD of Academic Staff	9
4.5 Academic Staff Completing Long Term Studies	10
4.6 Recruitment of Academic Staff	10
4.7 Academic Staff on Campus excluding those on Long Term Studies and Extraordinary Leave	12
5. Programmes Offered	13
5.1 Award Bearing Programmes.....	13
5.2 Proportion of Programmes at Different Levels.....	15
Annexure 1: Intake Details by College.....	16
Annexure 2: Total Student Details by College	21

1. Student Statistics

1.1 Total Students

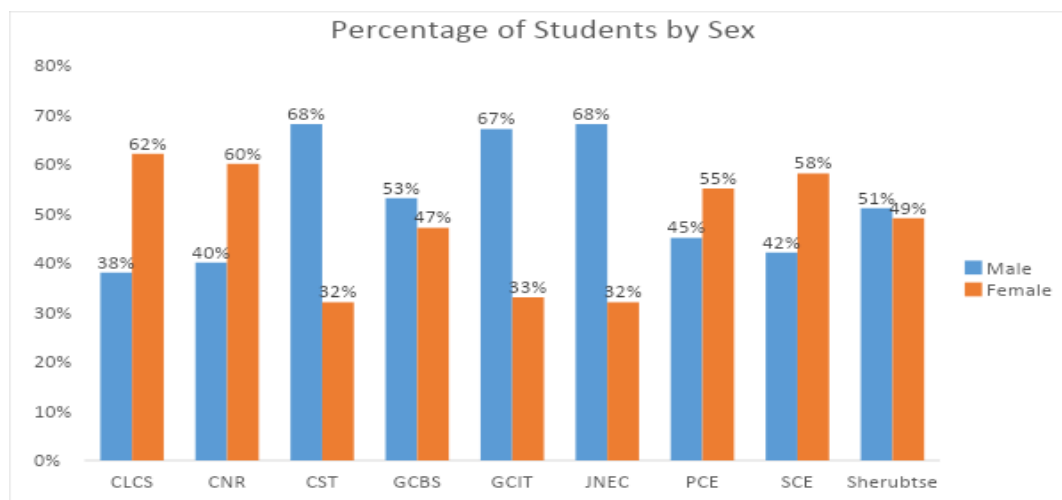
As of August 2023, Royal University of Bhutan (RUB) has a total of 7517 students. Gedu College of Business Studies (GCBS) with 1358 has the highest number of students and Gyalopshing College of Information Technology (GCIT) with 396 has the lowest number of students.

The College wise details are as provided in the table below:

Sl. No.	College	Male		Female		Total
		Number	%	Number	%	
1	CLCS	164	38	262	62	426
2	CNR	271	40	413	60	684
3	CST	737	68	340	32	1077
4	GCBS	723	53	635	47	1358
5	GCIT	266	67	130	33	396
6	JNEC	485	68	232	32	717
7	PCE	587	45	711	55	1298
8	SCE	176	42	244	58	420
9	Sherubtse	581	51	560	49	1141
Total		3990	53	3527	47	7517

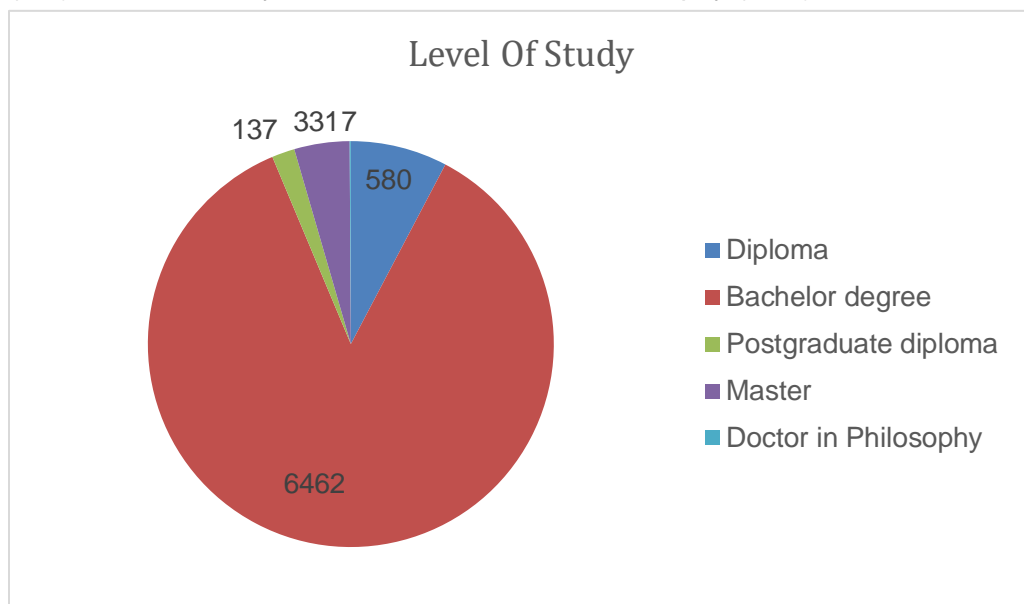
1.2 Proportion of Students by Sex

Overall, 47 percent of the total students are female and 53 percent are male. College of Language and Culture Studies (CLCS), College of Natural Resources (CNR), and the two colleges have more female students whereas College of Science and Technology (CST), Jigme Namgyal Engineering College (JNEC) and GCIT have a much lower proportion of female students at an average of 32 percent. Following is a graphical representation of the proportion of male and female students in each college.



1.3 Students at Different Levels of Study

The majority of students in the University are pursuing bachelor degree. There are 6432 students in bachelor degree which is 85.6 percent of the total students. It is followed by 580 students in diploma, 331 in master degree and 137 in postgraduate diploma/certificate (PG). There are only 7 students in Doctor in Philosophy (PhD) level.



1.4 Students by Scholarship & Self-Funding Students

As a public University, the majority of the students are under the Royal Government of Bhutan Scholarship (RGoB). RGoB scholars make up 84 percent of the students followed by 15 percent self-funding students. There are five other scholarships supporting relatively very few numbers of students. The following table provides the details of the students under various scholarships in each college.

College	RGOB funding	Self-Funding	Other Scholarships					Total
			King's Scholarship	Leadership	Madanjeet	BDBL	BOC	
CLCS	374	52						426
CNR	522	152	4		5		1	684
CST	887	187	2				1	1077
GCBS	897	428	31			2		1358
GCIT	396	0						396
JNEC	672	45						717
PCE	1258	35					5	1298
SCE	408	12						420
Sherubtse	935	204		2				1141
Total	6349	1115	37	2	5	2	7	7517

2. Student Intake

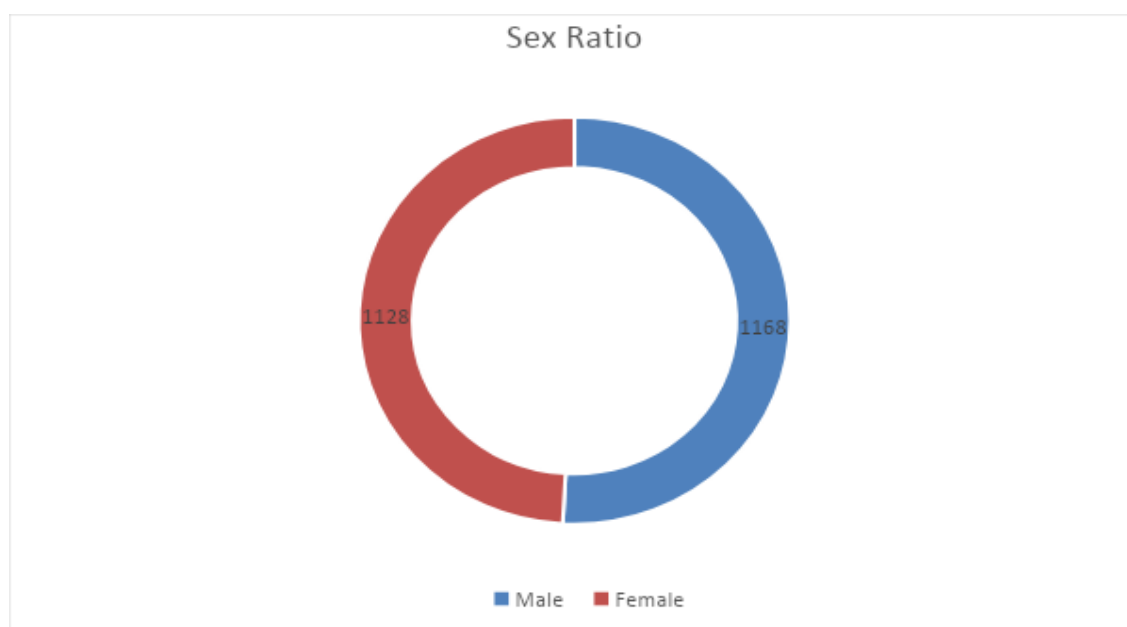
2.1 Total Intake

In 2023 the University admitted 2296 students including students in postgraduate studies. Paro College of Education (PCE) followed by GCBS and Samtse College of Education (SCE) have the highest intake. Overall there is a decrease of 95 students in comparison to 2022 intake. However, PCE and SCE increased their student intake by 115 and 139 students respectively in response to the high attrition rate of teachers in the schools.

Sl. No.	College name	Male	Female	Total
1	CNR	60	103	163
2	CST	211	105	316
3	GCBS	213	223	436
4	GCIT	65	31	96
5	JNEC	155	126	281
6	PCE	213	250	463
7	SCE	128	201	329
8	Sherubtse	123	89	212
Total		1168	1128	2296

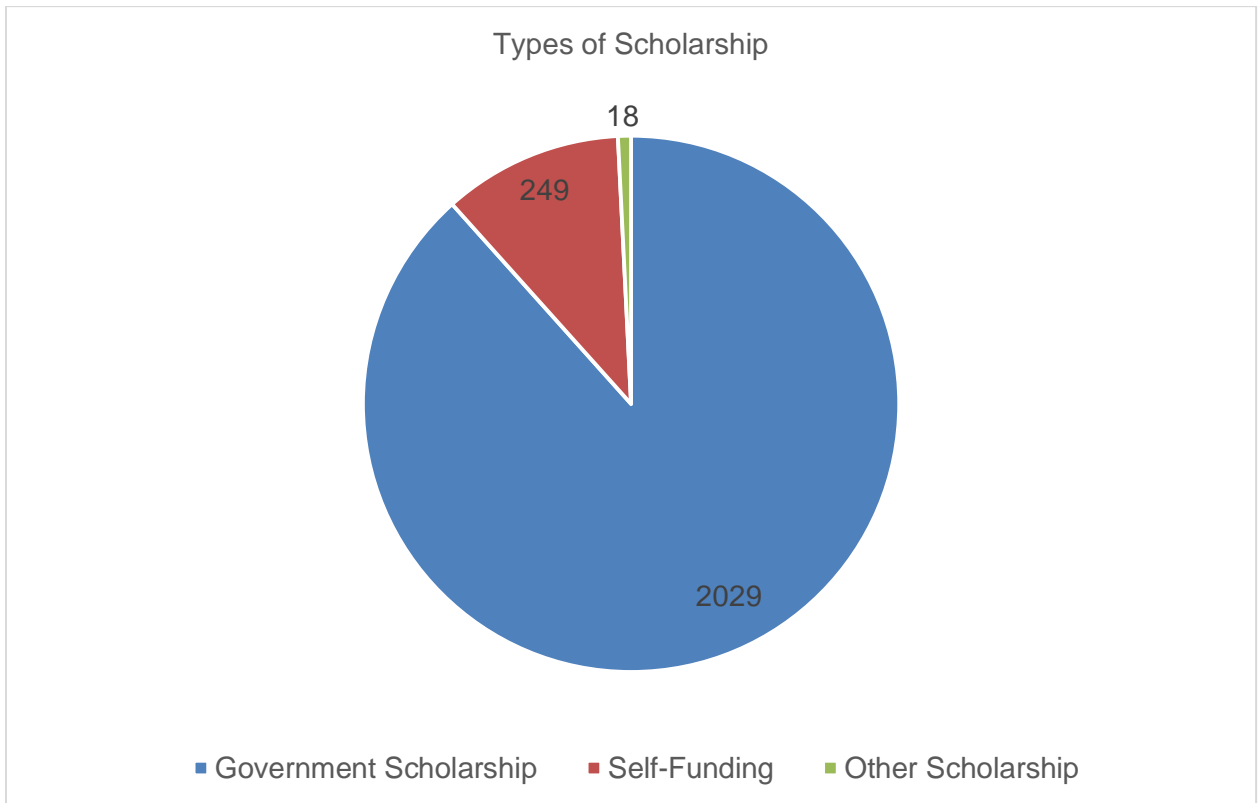
2.2 Proportion of Student Intake by Sex

Of the total intake of 2296 students, 1,128 or 49 percent are female and 1,168 or 51 percent are male students. As usual the intake of girls in engineering and ICT remains low at an average of 37 percent.



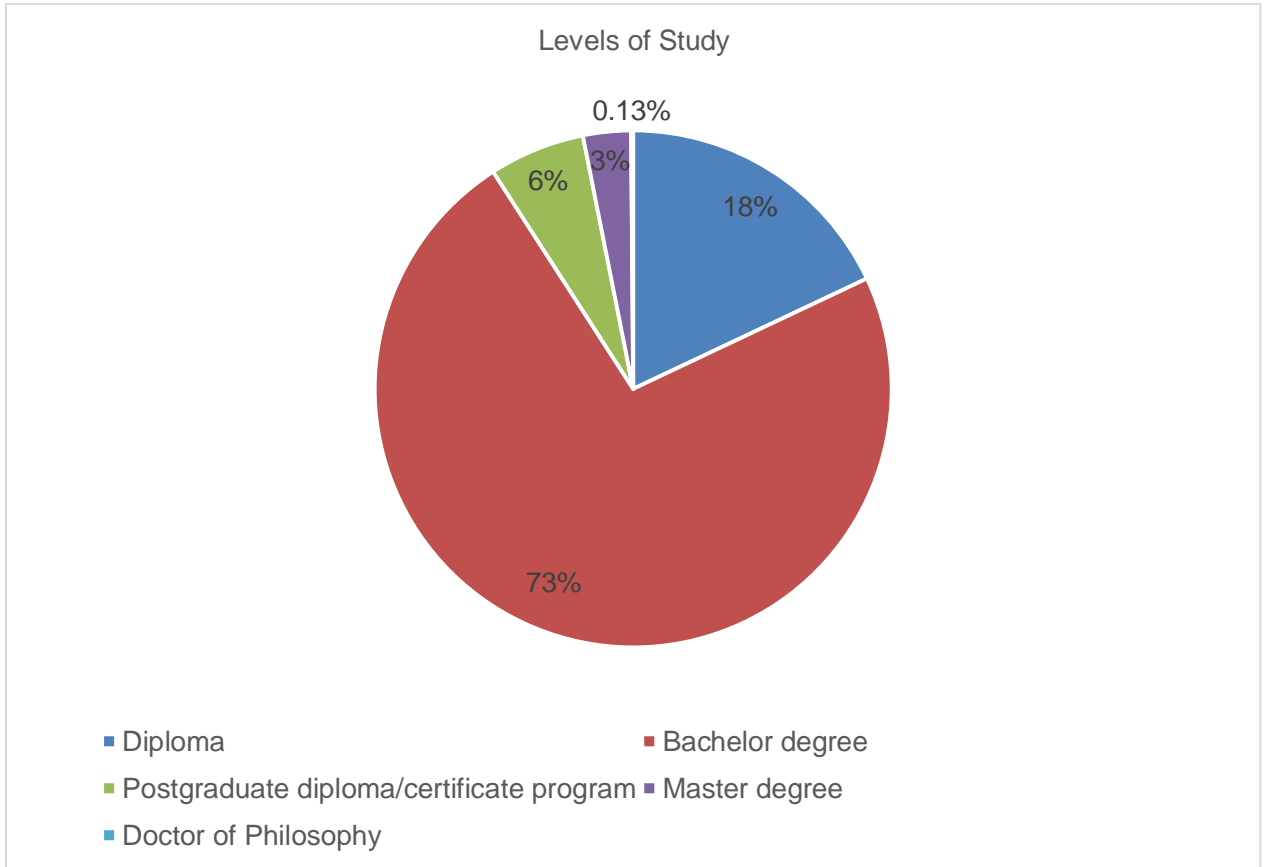
2.3 Intake by Scholarship

The majority of the new intake of students are funded by the RGoB. In 2023, there are 2,029 students under RGoB scholarship which is almost 88 percent of the total intake. Apart from that, a total of 18 students were funded by various scholarships; eight under the King's Scholarship, five Leadership Scholarship at Sherubtse College (SC) and five under Madanjeet Singh Scholarship at CNR. The remaining 249 students were enrolled as self-funding.



2.4 Intake of Students at Different Levels of Study

Of the total intake 18 percent are enrolled in diploma programmes, 73 percent in bachelor degree, 6 percent in postgraduate diploma/certificate programs, 3 percent in masters and 0.13 percent at PhD level.



3. Projected Number of Graduates

On an average the University will have 2200 graduates in the next two years from undergraduate programmes. Maximum number of graduate will be from Sherubtse College and GCBS. SCE will have no graduates with undergraduate degree in 2025.

Sl. No.	College	Projection of Graduates with Undergraduate degree (Bachelor & Diploma)	
		2024	2025
1	CLCS	216	171
2	CNR	188	196
3	CST	213	261
4	GCBS	507	410
5	GCIT	101	101
6	JNEC	258	384
7	PCE	289	256
8	SCE	37	0
9	Sherubtse	476	432
Total		2285	2211

4. Human Resource

4.1 Total Staff Strength

RUB has a total of 965 staff of which 518 are academic and 447 are administrative & technical staff. Sherubtse College has the highest number of staff in both categories conversely GCIT has the lowest staff in both categories. In both the categories the proportion of female staff is much lower at 33 percent and male at 67 percent.

College	Academic Staff			Administrative Staff			Grand Total
	Male	Female	Total	Male	Female	Total	
CLCS	30	5	35	27	16	43	78
CNR	44	17	61	32	22	54	115
CST	58	27	85	41	23	64	149
GCBS	37	13	50	15	15	30	80
GCIT	14	16	30	11	9	20	50
JNEC	45	10	55	47	17	64	119
PCE	44	22	66	15	14	29	95
SCE	25	15	40	23	10	33	73
SC	64	32	96	52	22	74	170
OVC	0	0	0	21	15	36	36
	361	157	518	284	163	447	965

4.2 Academic Staff Category with Qualification

The data indicates a total of 5 or 0.97 percent academic staff have advanced Diploma, 102 or 19.7 percent academic staff have bachelor degree qualification, 357 or 69 percent staff have master degree and 55 or 10.6 percent academic staff have PhD qualification.

College	Regular (Bhutanese)					Fixed Term (Bhutanese)				Total Academics (Bhutanese)	Expatriates (Fixed Term)		Total Academics (Expats.)	Total
	Diploma	Bachelor	Master	PhD	Total	Bachelor	Master	PhD	Total		Master	PhD		
CLCS	0	1	33	1	35	0	0	0	0	35	0	0	0	35
CNR	0	16	24	14	54	5	1	1	7	61	0	0	0	61
CST	0	11	43	4	58	0	22	1	23	81	2	2	4	85
GCBS	0	3	39	0	42	2	2	0	4	46	2	2	4	50
GCIT	0	0	22	0	22	7	1	0	8	30	0	0	0	30
JNEC	5	7	32	0	44	6	5	0	11	55	0	0	0	55
PCE	0	12	35	14	61	1	3	0	4	65	1		1	66
SCE	0	2	27	11	40	0	0	0	0	40	0	0	0	40
SC	0	12	53	3	68	17	5	0	22	90	4	2	6	96
Grand Total	5	64	308	47	424	38	39	2	79	503	10	6	15	518

4.3 Staff on Long Term Studies

There are currently 46 academic and 8 administrative & technical staff on studies. 21 academic staff are undergoing PhD and 25 are undergoing master studies. 3 administrative & technical staff are currently undergoing master degree and 5 staff are pursuing bachelor degree as detailed below:

College/ OVC	Academics		Total	Admin & Technical			Grand Total
	Master	PhD		Bachelor	Master	Total	
CLCS	0	0	0	1	0	1	1
CNR	4	5	9	1	2	3	12
CST	7	0	7	1	0	1	8
GCBS	1	3	4	1	1	2	6
GCIT	0	1	1	0		0	1
JNEC	5	0	5	1	0	1	6
PCE	2	3	5	0	0	0	5
SCE	2	3	5	0	0	0	5
SC	4	6	10	0	0	0	10
Grand Total	25	21	46	5	3	8	54

4.4 Source of Funding for HRD of Academic Staff

Implementation of long-term studies of academic staff are largely supported through funding from the RGoB and His Majesty's Scholarship. In 2023, 37 percent of the long-term studies for academic staff are under RGoB funding followed by 15 percent under HM's Scholarship. In addition, the University has also received gracious support from the Government of India, Australia, Japan and Denmark. Funding was also extended by the other countries through a cost-sharing modality. A number of slots were implemented through open scholarships secured by staff such as merit/research scholarships from universities and scholarships offered by different countries.

Source of Funding	Academics
RGoB Scholarship	17
HM's Scholarship	7
President scholarship	1
Japanese Development Scholarship	2

University of Tasmania, Australia	1
RGoB Scholarship & Prince of Songkla University	1
UNEIPRA Scholarship	2
International Research and UTS President's Scholarship	1
University of Groningen and RoGB Scholarship	1
MEXT Scholarship	1
DAAD scholarship	1
BKIND Project Scholarship	1
ETH4D scholarship	1
Inter disciplinary frontier Scholarship	1
Uppsala university Scholarship	1
CL4 STEM Scholarship	1
Self-funding Scholarship	2
Nehru -Wangchuck Scholarship	1
RUB under HRD Scholarship	2
AIT & RGoB Scholarship	1
Grand Total	46

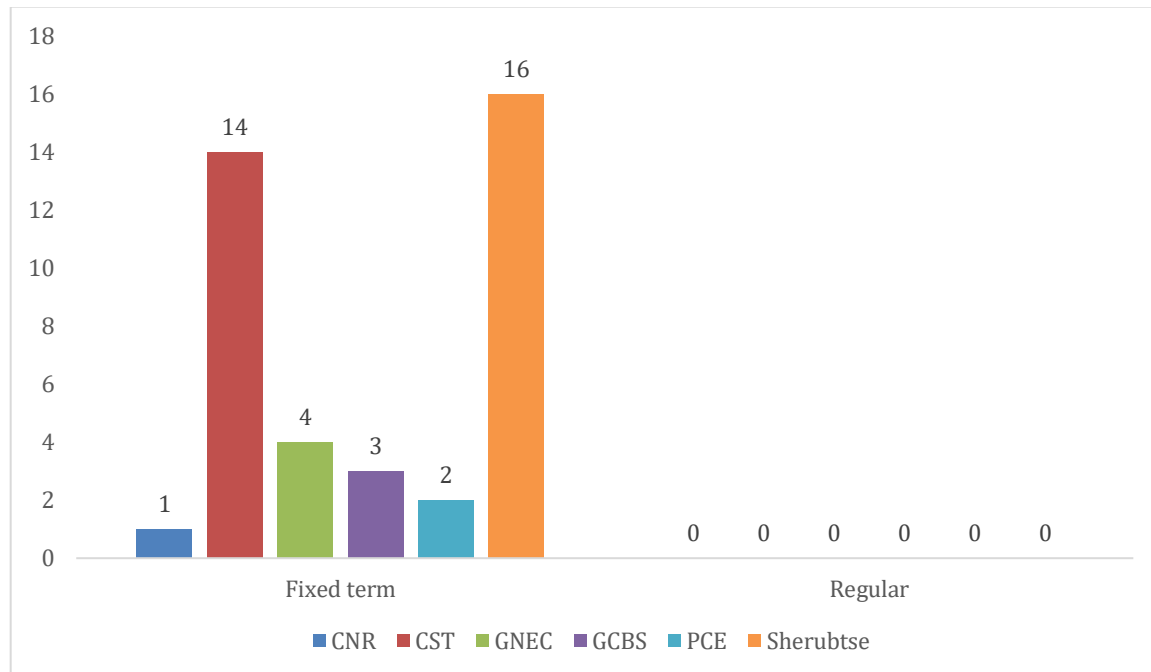
4.5 Academic Staff Completing Long Term Studies

Within the last fiscal year 2022-2023 10 academic staff have been conferred with master degree and 3 academic staff with PhD upon successful completion of their studies. All 13 academic staff have reported to the Colleges which will help to address enhancement of academic qualifications of our faculty.

College/ OVC	Number of Staff with Qualification		
	Masters	PhD	Total
CNR	4	3	7
SC	5	0	5
GENC	1	0	1
Total	10	3	13

4.6 Recruitment of Academic Staff

During the year July 2022- June 2023, a total of 40 academic staff were recruited and all are under fixed term category which includes 5 adjunct academic staff. Of the 5 adjunct staff, 2 have bachelor degree qualification, 1 has master qualification and remaining 2 have PhD qualification. The remaining 35, 25 staff have bachelor degree qualification, 7 have master qualification, 1 has postgraduate diploma and 2 have PhD qualification.



4.7 Academic Staff on Campus excluding those on Long Term Studies and Extraordinary Leave

The University has a total of 496 academic staff on campus excluding 46 on long term studies and two on extra ordinary leave.

COLLEGE	Current Stock of Academic Staff (i.e. excluding those on studies)													TOT AL
	Academics (Regular)					Academics - Fixed Term (Bhutanese)					Expatriates (Fixed Term)		Total Academics (Expats.)	
	Diploma	Bachelor	Master	PhD	Total Academics (Regular)	Advanced Diploma	Bachelor	Master	PhD	Total	Master	PhD		
CLCS	0	0	31	1	32	0	0	0	0	0	0	0	0	31
CNR	0	7	17	15	39	0	5	1	0	6	0	0	0	45
CST	0	4	43	5	52	0	22	1	0	23	3	1	4	79
GCBS	0	2	36	0	38	0	2	2	0	4	2	2	4	46
GCIT	0	0	21		21	0	7	1	0	8	0	0	0	29
JNEC	7	2	32	0	41	0	6	5	0	11	0	0	0	52
PCE	0	10	32	14	56	0	1	3	0	4	1	0	1	61
SCE	0	0	24	11	35	0	0	0	0	0	0	0	0	35
SC	0	6	49	3	58	0	17	5	0	22	4	2	6	86
OVC	0	0	0	0	0	0	0	0	0	0	0	0	0	32
Grand Total	7	31	285	49	372	0	60	18	0	78	10	5	15	496

5. Programmes Offered

5.1 Award Bearing Programmes

The nine constituent colleges of RUB offer a range of programmes starting from Diploma to PhD. As of August 2023, RUB offers 103 award bearing programmes.

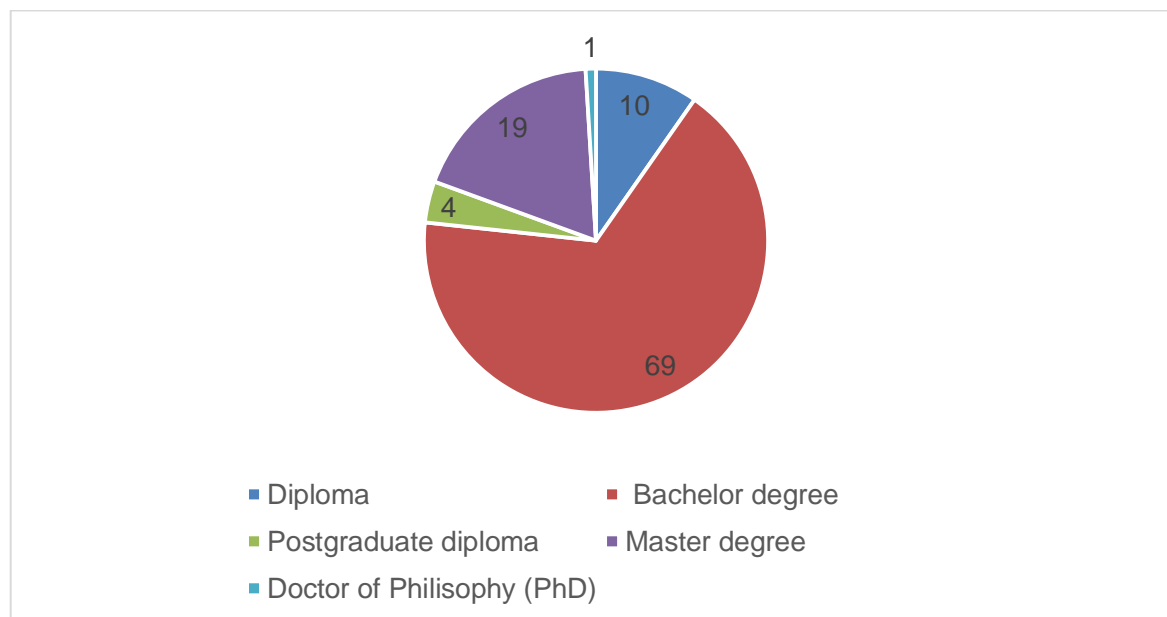
College	Award Bearing Programme Offered
CLCS	<ol style="list-style-type: none"> 1. Bachelor of Arts in Dzongkha and Culture Studies 2. Bachelor of Arts in Language and Literature 3. Master of Arts in Choekey and Dzongkha 4. Bachelor of Arts in Bhutanese and Himalayan Studies
CNR	<ol style="list-style-type: none"> 1. Bachelor of Science in Sustainable Development 2. Bachelor of Science in Animal Science (Diploma Nested) 3. Bachelor of Science in Forestry (Diploma Nested) 4. Bachelor of Science in Food Science & Technology (Diploma Nested) 5. Bachelor of Science in Environment & Climate Studies 6. Bachelor of Science in Organic Agriculture 7. Bachelor of Science in Agriculture Science (Diploma Nested) 8. Master in Development Practice 9. Master of Science in Natural Resources Management 10. Master of Science in Conservation Biology 11. Doctor of Philosophy in Climate Studies
CST	<ol style="list-style-type: none"> 1. Bachelor of Engineering in Civil Engineering 2. Bachelor of Engineering in Electrical Engineering 3. Bachelor of Engineering in Electronics and Communication Engineering 4. Bachelor of Engineering Information Technology 5. Bachelor of Architecture 6. Bachelor of Engineering in Geology Engineering 7. Bachelor of Engineering in Instrumentation and Control Engineering 8. Bachelor of Engineering in Water Resource Engineering 9. Bachelor of Engineering in Mechanical Engineering 10. Bachelor of Engineering in Software Engineering 11. Master of Engineering in Renewable Energy 12. Master of Construction Management
GCBS	<ol style="list-style-type: none"> 1. Bachelor of Accounting 2. Bachelor of Finance and Economics 3. Bachelor of Business Intelligence 4. Bachelor of Business Management 5. Bachelor of Human Capital Management 6. Bachelor of Marketing (Digital & Communication) 7. Bachelor of Commerce (Finance/ Accounting) 8. Bachelor of Business Administration (Human Resource Management/Marketing)

GCIT	<ol style="list-style-type: none"> 1. Bachelor of Science in Computer Science 2. Bachelor of Digital Media and Development 3. Bachelor of Computer Science (Block chain Development/AI Development & Data Science/Full Stack Development) 4. Bachelor of Science in Information Technology
JNEC	<ol style="list-style-type: none"> 1. Diploma in Civil Engineering 2. Diploma in Surveying 3. Diploma in Electrical Engineering 4. Diploma in Materials and Procurement Management 5. Diploma in Mechanical Engineering 6. Diploma in Computer System and Network 7. Diploma in Electronics and Communication Engineering 8. Diploma in Construction Supervision 9. Bachelor of Engineering in Surveying and Geo informatics 10. Bachelor of Engineering in Power Engineering 11. Bachelor of Engineering in Mechanical Engineering
PCE	<ol style="list-style-type: none"> 1. Diploma in Physical Education and Sports Coaching 2. Diploma in Early Childhood Care and Development (Part Time) 3. Bachelor of Education in Primary (Full Time) 4. Bachelor of Education in Primary (Part Time) 5. Bachelor of Education in Primary Dzongkha 6. Postgraduate Diploma in Education Dzongkha 7. Master of Education in Educational Leadership and Management (Part Time) 8. Master of Education in Primary English 9. Master of Education in Primary Science 10. Master of Education in Primary Social Studies 11. Master of Education in Primary Mathematics 12. Master of Education in Inclusive Education 13. Master of Education in Dzongkha (Part Time)
SC	<ol style="list-style-type: none"> 1. Bachelor of Science in Physics 2. Bachelor of Arts in Media Studies 3. Bachelor of Science in Environmental Science 4. Bachelor of Arts Political Science and Sociology 5. Bachelor of Science in Statistics 6. Bachelor of Arts in Economics 7. Bachelor of Arts in Population and Development Studies 8. Bachelor of Arts in History 9. Bachelor of Arts in English 10. Bachelor of Science in Geography 11. Bachelor of Science in Mathematics 12. Bachelor of Science in Life Science 13. Bachelor of Science in Chemistry 14. Bachelor of Science in Data Science 15. Bachelor of Arts in Dzongkha and English 16. Bachelors of Economics and Political Science 17. Bachelors of Digital Communications and Project Management

	18. Bachelors of Data Science and Data Analytics
SCE	<ol style="list-style-type: none"> 1. Bachelor of Arts in Social Work 2. Bachelor of Education Secondary (IT and Maths) 3. Bachelor of Education Secondary in IT 4. Bachelor of Education Secondary (English/Geography) 5. Bachelor of Education Secondary (English/History) 6. Postgraduate Diploma in Education 7. Postgraduate Diploma in Contemplative Counseling Psychology 8. Postgraduate Certificate in Higher Education (PT) 9. Master of Education Mathematics 10. Master of Education in Biology 11. Master of Education in English 12. Master of Education in Chemistry 13. Master of Education in Geography 14. Master of Education in Physics

5.2 Proportion of Programmes at Different Levels.

The University currently offers 69 bachelor degree programmes, 19 master degree programmes, 10 diploma programmes, four postgraduate diploma programs are available and only one PhD programme.



Annexure 1: Intake Details by College

College of Natural Resources

Sl. No.	Programme	Scholarship	Male	Female	Total
1	Bachelor of Science in Agriculture Science (Diploma Nested)	Government Scholarship	3	17	20
		Self-Finance	0	1	1
2	Bachelor of Science in Animal Science (Diploma Nested)	Government Scholarship	4	14	18
		Self-Finance	2	2	4
3	Bachelor of Science in Food Science & Technology (Diploma Nested)	Government Scholarship	6	12	18
		Self-Finance	3	1	4
4	Bachelor of Science in Forestry (Diploma Nested)	Government Scholarship	4	12	16
		Self-Finance	2	7	9
5	Bachelor of Science in Sustainable Development	Government Scholarship	16	14	30
		Self-Finance	2	10	12
6	Bachelor of Science in Environment & Climate Studies	Government Scholarship	8	9	17
		Self-Finance	6	3	9
7	PhD in Climate Studies	Not- identified	2	1	3
8	Master of Science in Natural Resources Management	Madanjeet Scholarship	2	0	2
Grand Total			60	103	163

College of Science and Technology

Sl. No.	Programme	Scholarship	Male	Female	Total
1	Bachelor of Engineering in Software Engineering	Self-Finance	27	8	35
2	Bachelor of Engineering in Engineering Geology	Government Scholarship	14	9	23
		Self-Finance	2	0	2
3	Bachelor of Engineering in Instrumentation and Control Engineering	Government Scholarship	14	9	23
4	Bachelor of Engineering in Water Resource Engineering	Government Scholarship	16	9	25

		Self-Finance	1	0	1
6	Bachelor of Engineering in	Government Scholarship	25	13	38
7	Information Technology Bachelor of Engineering in Electronics and Communication Engineering	Self-Finance	1	3	4
		Government Scholarship	18	8	26
8	Bachelor of Architecture	Government Scholarship	9	8	17
		Self-Finance	5	3	8
10	Bachelor of Engineering in Electrical Engineering	Government Scholarship	30	7	37
		Self-Finance	2	1	3
11	Bachelor of Engineering in Civil Engineering	Government Scholarship	27	21	48
		Self-Finance	2	4	7
12	Bachelor of Engineering in Mechanical Engineering	Government Scholarship	17	2	19
		Self-Finance	1	0	1
	Grand Total		211	105	316

Gedu College of Business Studies

Sl. No.	Programme	Scholarship	Male	Female	Total
1	Bachelor of Business Administration/Bachelor of Commerce	Government Scholarship	149	143	292
		Self-Finance	60	76	136
		King's scholarship	4	4	8
	Grand Total		213	223	436

Gyalpozhing College of Information Technology

Sl. No.	Programme	Scholarship	Male	Female	Total
1	Bachelor of Interactive Design & Development	Government Scholarship	15	8	23
2	Bachelor of Computer Science (AI Development & Data Science, Block chain Development, Full Stack Development)	Government Scholarship	50	23	73
Grand Total			65	31	96

Jigme Namgyel Engineering College

Sl. No.	Programme	Scholarship	Male	Female	Total
1	Diploma in Civil Engineering	Government Scholarship	20	19	39
		Self-Finance Student	1	0	1
2	Diploma in Computer System and Network	Government Scholarship	13	17	30
		Self-Finance Student	1	0	1
3	Diploma in Electrical Engineering	Government Scholarship	18	14	32
		Self-Finance Student	1	2	3
4	Diploma in Mechanical Engineering	Government Scholarship	25	8	33
		Self-Finance Student	1	0	1
5	Diploma in Materials and Procurement Management	Government Scholarship	24	12	36
		Self-Finance Student	0	2	2
6	Diploma in Surveying	Government Scholarship	15	12	27
7	Diploma in Electronics and Communication Engineering	Government Scholarship	20	10	30
8	Diploma in Construction Supervision	Government Scholarship	16	29	45
		Self-Finance Student	0	1	1
	Grand Total		155	126	281

Paro College of Education

Sl. No.	Programme	Scholarship	Male	Female	Total
1	Diploma in Physical Education and Sports Coaching	Government Scholarship	24	11	35
2	Bachelor of Education in Primary Education	Government Scholarship	59	137	196
3	Bachelor of Education in Primary Dzongkha	Government Scholarship	66	74	140
5	Postgraduate Diploma of Education in Dzongkha	Government Scholarship	24	15	39
		Self-Finance	3	3	6
6	Master of Education in Inclusive Education	Government Scholarship	6	2	8

7	Master of Education in Primary English	Government Scholarship	5	5	10
8	Master of Education in Primary Mathematics	Government Scholarship	8	1	9
9	Master of Education in Primary Science	Government Scholarship	9	1	10
10	Master of Education in Primary Social Studies	Government Scholarship	9	1	10
Grand Total			213	250	463

Sherubtse College

Sl. No.	Programme	Scholarship	Male	Female	Total
1	Common Foundation for 1. Bachelor of Economics and Political Science, 2. Bachelor of Digital Communications and Project Management, 3. Bachelor of Data Science and Data Analytics	Government Scholarship	56	39	95
2	Bachelor of Science in Chemistry	Government Scholarship	16	14	30
3	Bachelor of Science in Mathematics	Government Scholarship	19	10	29
		Leadership Scholarship	1	0	1
4	Bachelor of Science in Life Science	Government Scholarship	12	12	24
		Leadership Scholarship	0	5	5
5	Bachelor of Science in Physics	Government Scholarship	18	9	27
		Self-Finance	1	0	1
	Grand Total		123	89	212

Samtse College of Education

Sl. No.	Programme	Scholarship	Male	Female	Total
1	Student Exchange	Self-Finance	1	2	3
2	Postgraduate Diploma in Education	Government Scholarship	34	30	64
		Self-Finance	0	2	2

3	Postgraduate Diploma in Contemplative Counseling Psychology	Government Scholarship	4	6	10
		Self-Finance	0	1	1
4	Master of Education Biology	Government Scholarship	5	0	5
5	Master of Education English	Government Scholarship	3	0	3
6	Master of Education Geography	Government Scholarship	4	0	4
7	Master of Education Mathematics	Government Scholarship	7	2	9
8	Bachelor of Education in Secondary (English/Geography)	Government Scholarship	12	23	35
9	Bachelor of Education in Secondary (IT)	Government Scholarship	36	104	140
10	Bachelor of Education in Secondary (English/History)	Government Scholarship	15	25	40
11	Postgraduate Certificate in Higher Education	Government Scholarship	8	7	15
		Self-Finance	2	0	2
	Grand Total		128	201	329

Annexure 2: Total Student Details by College

College of Language and Culture Studies

Sl. No.	Programme	Student Year	Student Type	Male	Female	Total
1	Bachelor of Arts in Dzongkha and Culture Studies	1	Government Scholarship	0	2	2
		2	Government Scholarship	25	47	72
			Self-Finance	3	0	3
		3	Government Scholarship	29	41	70
			Self-Finance	1	4	5
2	Bachelor of Arts in Language and literature	2	Government Scholarship	23	61	84
			Self-Finance	6	6	12
		3	Government Scholarship	30	61	91
			Self-Finance	11	19	30
3	Master of Arts in Choekey and Dzongkha	1	Government Scholarship	7	5	12
		2	Government Scholarship	9	1	10
		3	Government Scholarship	7	8	15
4	Bachelor of Arts in Bhutanese and Himalayan Studies	3	Government Scholarship	12	6	18
			Self-Finance	1	1	2
	Grand Total			164	262	426

College of Natural Resources

Sl. No.	Programme	Student Year	Student Type	Male	Female	Total
1	Bachelor of Science in Sustainable Development	1	Government Scholarship	16	14	30
			Self-Finance	2	10	12
			Government Scholarship	9	20	29
			Self-Finance	4	5	9
			king's Scholarship	1	3	4
		3	Government Scholarship	18	21	39

			Self-Finance	4	2	6
			BOC Scholarship	0	1	1
2	Bachelor of Science in Animal Science (Diploma Nested)	1	Government Scholarship	4	14	18
			Self-Finance	2	2	4
		2	Self-Finance	0	3	3
			Government Scholarship	5	8	13
		3	Self-Finance	0	1	1
			Government Scholarship	4	20	24
		4	Government Scholarship	6	17	23
			Self-Finance	1	0	1
3	Bachelor of Science in Forestry (Diploma Nested)	1	Self-Finance	2	7	9
			Government Scholarship	4	12	16
		2	Government Scholarship	5	13	18
			Self-Finance	1	3	4
			BOC Scholarship	1	0	1
		3	Self-Finance	6	8	14
			Government Scholarship	7	14	21
			Madanjeet Scholarship	1	0	1
		4	Government Scholarship	14	13	27
			Self-Finance	7	2	9
4	Bachelor of Science in Food Science & Technology (Diploma Nested)	1	Government Scholarship	6	12	18
			BOC Scholarship	0	0	0
			Self-Finance	3	1	4
		2	Self-Finance	1	3	4
			Government Scholarship	9	11	20

		3	Government Scholarship	6	19	25
			Self-Finance	2	3	5
		4	Government Scholarship	8	18	26
			Self-Finance	3	0	3
5	Bachelor of Science in Environment & Climate Studies	1	Self-Finance	6	3	9
			Government Scholarship	8	9	17
		2	Government Scholarship	8	10	18
			Self-Finance	3	4	7
		3	Government Scholarship	12	12	24
			Self-Finance	2	9	11
6	Bachelor of Science in Organic Agriculture	1	Government Scholarship	0	0	0
		2	Government Scholarship	7	11	18
			King's scholarship	0	0	0
			Self-Finance	2	2	4
		3	Government Scholarship	17	9	26
			Self-Finance	7	5	12
		4	Government Scholarship	15	10	25
			Self-Finance	0	6	6
7	Master in Development Practice	1	Government Scholarship	0	0	0
		2	Self-Finance	0	1	1
			Government Scholarship	0	1	1
8	Master of Science in Natural Resources Management	1	Madanjeet Scholarship	2	0	2
		2	Madanjeet Scholarship	1	1	2
9	PhD in Climate Studies	1	Self-Finance	2	1	3
10	PhD in Climate Studies	2	Self-Finance	1	4	4

11	Master of Science in conversation Biology	2	Self-Finance	4	1	5
12	Bachelor of Science in Agriculture Science (Diploma Nested)	1	Self-Finance	0	1	1
			Government Scholarship	3	17	20
		4	Government Scholarship	8	17	25
			Self-Finance	1	0	1
	Grand Total			271	413	684

College of Science and Technology

Sl. No.	Programme	Student Year	Student Type	Male	Female	Total
1	Bachelor of Engineering in Civil Engineering	1	Self-Finance	3	3	6
			Government Scholarship	30	22	52
		2	Self-Finance	7	4	11
			Government Scholarship	37	13	50
		3	Government Scholarship	30	16	46
			Self-Finance	12	8	20
		4	Government Scholarship	31	14	45
			Self-Finance	11	3	14
2	Bachelor of Engineering in Electrical Engineering	1	Government Scholarship	33	9	42
			Self-Finance	2	1	3
		2	Self-Finance	0	1	1
			Government Scholarship	32	11	43
		3	Government Scholarship	33	14	47
			Self-Finance	2	4	6
		4	Government Scholarship	17	9	26
3		1	Government Scholarship	17	10	27

	Bachelor of Engineering in Electronics and Communication Engineering	2	Government Scholarship	24	15	39
			Self-Finance	0	0	0
		3	Government Scholarship	14	3	17
		4	Self-Finance	18	3	21
4	Bachelor of Engineering in Information Technology	1	Self-Finance	2	1	3
			Government Scholarship	30	15	45
		2	Government Scholarship	29	8	37
			Self-Finance	1	1	2
		3	Government Scholarship	27	8	35
			Self-Finance	7	0	7
		4	Government Scholarship	24	10	34
			Self-Finance	3	3	6
5	Bachelor of Architecture	1	Government Scholarship	7	7	14
			Self-Finance	5	3	8
		2	Government Scholarship	14	5	19
			Self-Finance	3	2	5
		3	Government Scholarship	10	4	14
			Self-Finance	5	2	7
		4	Self-Finance	5	1	6
			Government Scholarship	12	6	18
			BOC Scholarship	0	1	1
		5	Government Scholarship	17	4	21
			Self-Finance	3	9	12
6	Bachelor of Engineering in Geology Engineering	1	Government Scholarship	14	9	23
			Self-Finance	2	0	2
		2	Government Scholarship	17	5	22

		3	Government Scholarship	16	10	26
		4	Government Scholarship	10	5	15
			Self-Finance	1	0	1
7	Bachelor of Engineering in Instrumentation and Control Engineering	1	Government Scholarship	18	9	27
		2	Government Scholarship	11	10	21
			Self-Finance	0	0	0
		3	Government Scholarship	14	11	25
			Self-Finance	1	0	1
		4	Government Scholarship	8	5	13
			Self-Finance	1	0	1
8	Bachelor of Engineering in Civil Engineering (In-Service)	1	Self-Finance	0	0	0
		2	Self-Finance	2	1	3
		3	Self-Finance	3	0	3
9	Bachelor of Engineering in Electrical Engineering (in service)	2	Self-Finance	1	0	1
10	Bachelor of Engineering in Electronics and Communication Engineering (In-service)	3	Self-Finance	1	0	1
11	Bachelor of Engineering in Information Technology (In-service)	3	Self-Finance	1	0	1
12	Bachelor of Engineering in Water Resource	1	Self-Finance	1	0	1
		2	Government Scholarship	14	11	25
13	Bachelor of Engineering in Mechanical Engineering	1	Self-Finance	1	0	1
		2	Government Scholarship	16	3	19
14	Bachelor of Engineering in Software Engineering	1	Self-Finance	25	8	33
		2	King's Scholarship	2	0	2
	Grand Total			737	340	1077

Gedu College of Business Studies

Sl. No.	Programme	Year	Student Type	Male	Female	Total
1	Bachelor of Accounting	1	Government Scholarship	48	32	80
			Self-Finance	10	7	17
			King's scholarship	2		2
3	Bachelor of Business Intelligence	1	Government Scholarship	34	34	68
			Self-Finance	13	14	27
			King's scholarship	1		1
4	Bachelor of Business Management	1	Government Scholarship	14	14	28
			Self-Finance	11	16	27
			King's scholarship	1	1	2
5	Bachelor of Human Capital Management	1	Government Scholarship	1	7	8
			Self-Finance	13	16	29
			King's scholarship		2	2
6	Bachelor of Marketing (Digital Communication)	1	Government Scholarship	5	17	22
			Self-Finance	13	22	35
			King's scholarship		1	1
7	Bachelor of Commerce- (Finance)	2	Government Scholarship	61	49	110
			Self-Finance	11	17	28
			King's scholarship		3	3
		3	Government Scholarship	64	72	136

			Self-Finance	18	20	38
8	Bachelor of Commerce (Accounting)	2	Government Scholarship	62	39	101
			Self-Finance	17	20	37
			King's scholarship	1	4	5
		3	Government Scholarship	62	40	102
			Self-Finance	33	31	64
			King's scholarship	3	1	4
9	Bachelor of Business Administration- (Human Resource Management)	2	Government Scholarship	18	10	28
			Self-Finance	21	13	34
			King's scholarship		1	1
		3	Government Scholarship	19	8	27
			Self-Finance	16	13	29
			King's scholarship		9	9
10	Bachelor of Business Administration- (Marketing)	2	Government Scholarship	25	11	36
			Self-Finance	10	15	25
			King's scholarship		2	2
		3	Government Scholarship	20	12	32
			Self-Finance	19	16	35
			King's scholarship	1		1
11	Bachelor of Commerce (Honour Finance)	4	Government Scholarship	12	2	14
			Self-Finance	0	2	2

12	Bachelor of Commerce (Honour Accounting)	4	Government Scholarship	10	3	13
			Self-Finance	1	0	1
	Grand Total			700	628	1358

Gyalpozhing College of Information Technology

Sl. No	Programme	Year	Student Type	Male	Female	Total
1	Bachelor of Science in Computer Science	4	Government Scholarship	30	7	37
2	Bachelor of Computer Science	1	Government Scholarship	51	22	73
3	Bachelor of Interactive Design and Development	1	Government Scholarship	14	9	23
		2	Government Scholarship	14	10	24
4	Bachelor Of Computer Science (AI Development & Data Science)	2	Government Scholarship	20	20	40
		3	Government Scholarship	36	16	52
5	Bachelor Of Computer Science (Blockchain Development)	2	Government Scholarship	5	4	9
		3	Government Scholarship	18	5	23
	Bachelor Of Computer Science (Full Stack Development)	2	Government Scholarship	17	8	25
6		3	Government Scholarship	17	8	25
7	Bachelor of Science in Information Technology	3	Government Scholarship	1	0	1
		4	Government Scholarship	43	21	64
	Grand Total			266	130	396

Jigme Namgyel Engineering College

Sl. No.	Programme	Student Year	Student Type	Male	Female	Total
1	Diploma in Civil Engineering	1	Government Scholarship	26	19	45
			Self-Finance	1	0	1
		2	Government Scholarship	25	14	39
			Self-Finance	2	0	2
2	Bachelor of Engineering in Surveying and Geoinformatics	2	Government Scholarship	13	6	19
			Self-Finance	1	0	1
		3	Government Scholarship	15	5	20
			Self-Finance	5	2	7
		4	Government Scholarship	15	5	20
			Self-Finance	6	3	9
3	Diploma in Surveying	1	Government Scholarship	15	11	26
		2	Government Scholarship	4	3	7
4	Diploma in Electrical Engineering	1	Government Scholarship	24	16	40
			Self-Finance	1	2	3
		2	Government Scholarship	24	12	36
			Self-Finance	1	0	1
5	Diploma in Materials and Procurement Management	1	Government Scholarship	24	12	36
			Self-Finance	1	1	2
		2	Government Scholarship	20	7	27
			Self-Finance	2	2	4
6	Bachelor of Engineering in Power Engineering	2	Government Scholarship	24	8	32
		3	Government Scholarship	23	7	30
			Self-Finance	1	1	2
		4	Government Scholarship	15	9	24
			Self-Finance	1	0	1
7	Bachelor of Engineering in Mechanical Engineering	2	Government Scholarship	22	1	23
		3	Government Scholarship	16	4	20
			Self-Finance	0	1	1

		4	Government Scholarship	13	6	19
			Self-Finance	8	0	8
8	Diploma in Mechanical Engineering	1	Government Scholarship	32	9	41
			Self-Finance	1	0	1
		2	Government Scholarship	26	3	29
9	Diploma in Computer System And Network	1	Government Scholarship	17	17	34
			Self-Finance	1	0	1
		2	Government Scholarship	10	3	13
10	Diploma in Electronics and Communication Engineering	1	Government Scholarship	19	10	29
			Self-Finance			0
		2	Government Scholarship	16	3	19
11	Diploma in Construction Supervision	1	Government Scholarship	15	29	44
			Self-Finance	0	1	1
	Grand Total			485	232	717

Paro College of Education

Sl. No.	Programme	Student Year	Student Type	Male	Female	Total
1	Masters of Education in Primary Science	1	Government Scholarship	9	1	10
		2	Government Scholarship	8	2	10
2	Masters of Education in Primary Social Studies	1	Government Scholarship	9	1	10
		2	Government Scholarship	10	0	10
3	Bachelor of Education in Primary	1	Government Scholarship	59	137	196
		2	Government Scholarship	30	66	96
		3	Government Scholarship	36	98	134

		4	Government Scholarship	23	75	98
4	Masters of Education in Primary Mathamatics	1	Government Scholarship	8	1	9
		2	Government Scholarship	6	4	10
5	PGDE Dzongkha	2	Government Scholarship	24	15	39
			Self-Finance	3	3	6
6	Bachelor of Education Primary in Dzongkha	1	Government Scholarship	65	75	140
		2	Government Scholarship	37	32	69
		3	Government Scholarship	40	30	70
		4	Government Scholarship	35	17	52
			Self-Finance	7	8	15
7	Master of Education in Inclusive Education	1	Government Scholarship	6	2	8
		2	Government Scholarship	5	6	11
8	Master of Education in Dzongkha (PT)	1	Government Scholarship	18	7	25
		2	Government Scholarship	20	5	25
			Self-Finance	3	1	4
		3	Government Scholarship	22	5	27
9	Diploma in Physical Education and Sports Coaching	1	Government Scholarship	25	9	34
		2	Government Scholarship	9	11	20
			BOC Scholarship	3	2	5
10	Masters of Education in Primary English	1	Government Scholarship	6	4	10

		2	Government Scholarship	4	7	11
			Self-Finance	0	1	1
11	Diploma in Early Childhood Care and Development (PT)	2	Government Scholarship	0	40	40
12	Master of Education in Educational Leadership and Management (PT)	3	Government Scholarship	22	2	24
			Self-Finance	1	1	2
13	Bachelor of Education Primary (PT)	3	Self-Finance	2	5	7
			Government Scholarship	3	8	11
		4	Government Scholarship	29	30	59
Grand Total				587	711	1298

Sherubtse College

Sl. No.	Programme	Year	Student Type	Male	Female	Total
1	Bachelor of Science in Physics	1	Government Scholarship	20	9	29
			Self-Finance	1	0	1
		2	Government Scholarship	22	5	27
			Self-Finance	0	0	0
		3	Government Scholarship	25	15	40
2	Bachelor of Arts in Media Studies	2	Government Scholarship	8	16	24
			Self-Finance	6	5	11
		3	Government Scholarship	9	10	19
			BOC Scholarship	0	1	1

			Self-Finance	4	10	14
3	Bachelor of Science in Environmental Science	2	Government Scholarship	13	15	28
			Self-Finance	1	0	1
		3	Government Scholarship	13	13	26
			Self-Finance	4	2	6
4	Bachelor of Arts in Political Science and Sociology	2	Government Scholarship	4	24	28
			Self-Finance	1	3	4
		3	Government Scholarship	9	16	25
			Self-Finance	3	9	12
5	Bachelor of Science in Statistics	1	Government Scholarship	8	0	8
		2	Government Scholarship	17	13	30
		3	Government Scholarship	8	6	14
6	Bachelor of Arts in Economics	2	Government Scholarship	8	14	22
			Self-Finance	7	3	10
		3	Government Scholarship	9	8	17
			Self-Finance	7	8	15
7	Bachelor of Arts in English	2	Government Scholarship	6	19	25
			Self-Finance	5	3	8
			King's scholarship	0	1	1

		3	Government Scholarship	4	18	22
		3	Self-Finance	9	8	17
8	Bachelor of Arts in Population and Development Studies	2	Government Scholarship	10	13	23
		2	Self-Finance	2	6	8
		3	Government Scholarship	5	17	22
		3	Self-Finance	5	13	18
9	Bachelor of Arts in History	2	Government Scholarship	12	13	25
		2	Self-Finance	4	3	7
		2	King's scholarship	1	0	1
		3	Government Scholarship	11	10	21
		3	Self-Finance	7	11	18
10	Bachelor of Science in Geography	2	Government Scholarship	16	13	29
		2	Self-Finance	5	3	8
		3	Government Scholarship	11	14	25
		3	Self-Finance	9	2	11
11	Bachelor of Science in Mathematics	1	Government Scholarship	23	11	34
		1	Leadership Scholarship	1	0	1
		2	Government Scholarship	21	8	29

		3	Government Scholarship	26	14	40
12	Bachelor of Science in Life Science	1	Government Scholarship	11	13	24
			Leadership Scholarship	0	5	5
		2	Government Scholarship	12	10	22
			Self-Finance	0	1	1
		3	Government Scholarship	16	17	33
			Self-Finance	2	2	4
13	Bachelor of Science in Chemistry	1	Government Scholarship	16	14	30
		2	Government Scholarship	13	16	29
			Self-Finance	0	0	0
		3	Government Scholarship	16	12	28
			Self-Finance	0	1	1
14	Bachelor of Science in Data Science	1	Government Scholarship	0	0	0
		2	Government Scholarship	19	12	31
		3	Government Scholarship	17	8	25

15	Bachelor of Arts in Dzongkha and English	3	Government Scholarship	2	0	2
16	Leadership Programme	1	Leadership Scholarship	1	5	6
17	Common Foundation for 1. Bachelors of Economics and Political Science, 2. Bachelors of Digital Communications and Project Management, 3. Bachelors of Data Science and Data Analytics	1	Government Scholarship	56	39	95
Grand Total				581	560	1141

Samtse College of Education

Sl. No.	Programme	Student Year	Student Type	Male	Female	Total
1	Postgraduate Diploma in Education	1	Government Scholarship	31	31	62
			Self-Finance	0	2	2
2	Master of Education Mathematics	1	Government Scholarship	7	2	9
		2	Government Scholarship	6	6	12
3	Postgraduate Certificate in Higher Education (Part-Time)	1	Government Scholarship	10	7	17
4	Master of Education in Biology	1	Government Scholarship	5	0	5
		2	Government Scholarship	4	1	5
5	Master of Education in English	1	Government Scholarship	3	0	3
		2	Government Scholarship	9	5	14
6	Postgraduate Diploma in Contemplative Counselling Psychology	1	Government Scholarship	4	7	11

7	Master of Education in Chemistry	1	Government Scholarship	0	0	0
		2	Government Scholarship	7	0	7
8	Master of Education in Geography	1	Government Scholarship	8	2	10
		2	Government Scholarship	4	0	4
9	Student Exchange	1	Self-Finance	0	0	0
10	Master of Education in Physics	1	Government Scholarship	0	0	0
10		2	Government Scholarship	7	0	7
11	Bachelor of Arts in Social Work	4	Government Scholarship	6	21	27
			Self-Finance	2	7	9
12	Bachelor of Education Secondary (IT and Maths)	4	Self-Finance	0	1	1
13	Bachelor of Education Secondary in IT	1	Government Scholarship	36	104	140
14	Bachelor of Education Secondary (English/Geography)	1	Government Scholarship	12	23	35
15	Bachelor of Education Secondary (English/History)	1	Government Scholarship	15	25	40
Grand Total				176	244	420

Jigme Namgyel Engineering College

Sl. No.	Programme	Scholarship	Male	Female	Total
1	Diploma in Civil Engineering	Government Scholarship	20	19	39
		Self-Finance	1	0	1
2	Diploma in Computer System and Network	Government Scholarship	13	17	30
		Self-Finance	1	0	1
3	Diploma in Electrical Engineering	Government Scholarship	18	14	32
		Self-Finance	1	2	3

4	Diploma in Mechanical Engineering	Government Scholarship	25	8	33
		Self-Finance	1	0	1
5	Diploma in Materials and Procurement Management	Government Scholarship	24	12	36
		Self-Finance	0	2	2
6	Diploma in Surveying	Government Scholarship	15	12	27
7	Diploma in Electronics and Communication Engineering	Government Scholarship	20	10	30
8	Diploma in Construction Supervision	Government Scholarship	16	29	45
		Self-Finance	0	1	1
	Grand Total		155	126	281