



Royal University of Bhutan

Annual Statistics

2024-2025

Table of Contents

1. Student Statistics	1
1.1 Total Students	1
1.2 Proportion of Students by Gender	1
1.3 Students at Different Levels of Study	2
1.4 Students by Scholarship & Self-Funding Students	3
2. Student Intake 2024	3
2.1 Total Intake	3
2.2 Gender Ratio of Student Intake	4
2.3 Intake by Scholarship	4
2.4 Intake of Students at Different Levels of Study	5
3. Projected Number of Graduates for 2025 and 2026	6
4. Human Resource	6
4.1 Total Staff Strength	6
4.2 Academic Staff Category with Qualification	7
4.3 Staff on long term studies	7
4.4 Source of Funding for HRD of Academic Staff	8
4.5 Academic Staff Completing Long Term Studies	9
4.6 Staff Recruitment	9
4.7 Academic Staff on Campus excluding those on Long Term Studies	10
5. Programmes Offered	11
5.1 Award bearing programmes	11
5.2 Proportion of programmes at different levels	13
Annexure 1: 2024 First Year Intake Details by College	14
Annexure 2. Total students details by College	19

List of Tables and Figures

Table 1. Total number students in each college	1
Table 2. Total number of students funded by government, self-finance and other scholarships	3
Table 3. Total intake of student in the year 2024.....	3
Table 4. Total number of graduates projected for the year 2025 and 2026	6
Table 5. Total number of staffs at Royal University of Bhutan	6
Table 6. Total number of Academic staff with qualification	7
Table 7. Total number of staff on long term studies (Academic and Administrative & Technical).....	7
Table 8. List of funding sources for Academic staff	8
Table 9. Total number of Academic staff completing long term studies	9
Table 10. Total Academic staff on campus	10
Table 11. List of various programmes offered at the nine colleges of RUB	11
Figure 1. Percentage of students by gender	2
Figure 2. Students enrolled in various levels of study	2
Figure 3. Proportion of male and female intake.....	4
Figure 4. Total number of students awarded various types of scholarships	5
Figure 5. Percentage of students enrolled in various levels of study.....	5
Figure 6. Academic staff recruited from July 2023 to 2024	9
Figure 7. The number of programmes offered at various qualification level	13

1. Student Statistics

1.1 Total Students

As of August 2024, Royal University of Bhutan (RUB) has a total of 7226 students. Gedu College of Business Studies (GCBS) with 1287 has the highest number of students and College of Language and Culture Studies (CLCS) with 263 has the lowest number of students.

The College wise details are as provided in Table.1 below:

Table 1. Total number students in each college

SL NO	College	Male		Female		Total
		Number	%	Number	%	
1	CNR	250	39	377	60	627
2	CST	795	67	380	32	1175
3	GCBS	644	50	643	49	1287
4	GCIT	276	68	129	31	405
5	JNEC	497	62	311	38	808
6	PCE	525	43	692	56	1217
7	SCE	185	36	325	63	510
8	Sherubtse	516	55	418	44	934
9	CLCS	96	36	167	63	263
Total		3784	52	3442	47	7226

1.2 Proportion of Students by Gender

Overall, 47% of the total student population is female, while 52% is male. Colleges such as College of Natural Resource (CNR), Paro College of Education (PCE), Samtse College of Education (SCE), and CLCS have a higher proportion of female students, whereas College of Science and technology (CST), Gyelposhing College of Information Technology (GCIT), Jigme Namgyel Engineering College (JNEC), and Sherubtse have a lower proportion of female students, averaging 36%. Gedu College of Business Studies (GCBS) maintains a nearly equal distribution, with 50% male and 49% female students.

A graphical representation of the proportion of male and female students in each college is shown in Figure 1.

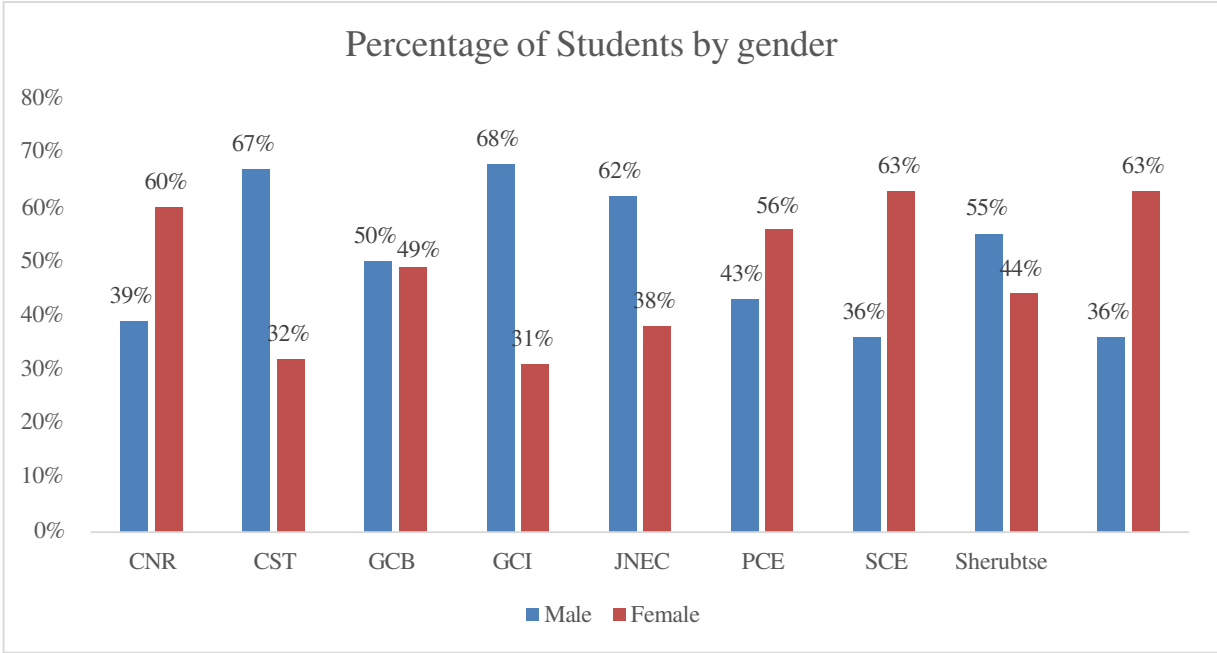


Figure 1. Percentage of students by gender

1.3 Students at Different Levels of Study

The majority of students at the University are pursuing a Bachelor's degree, with 6039 students representing about 83.5% of the total student population. This is followed by 741 students enrolled in Diploma programmes, 241 in Postgraduate Diploma/Certificate programmes, and 195 in Master's programmes. There are only 10 students pursuing a Doctor in Philosophy (PhD) (Figure.2).

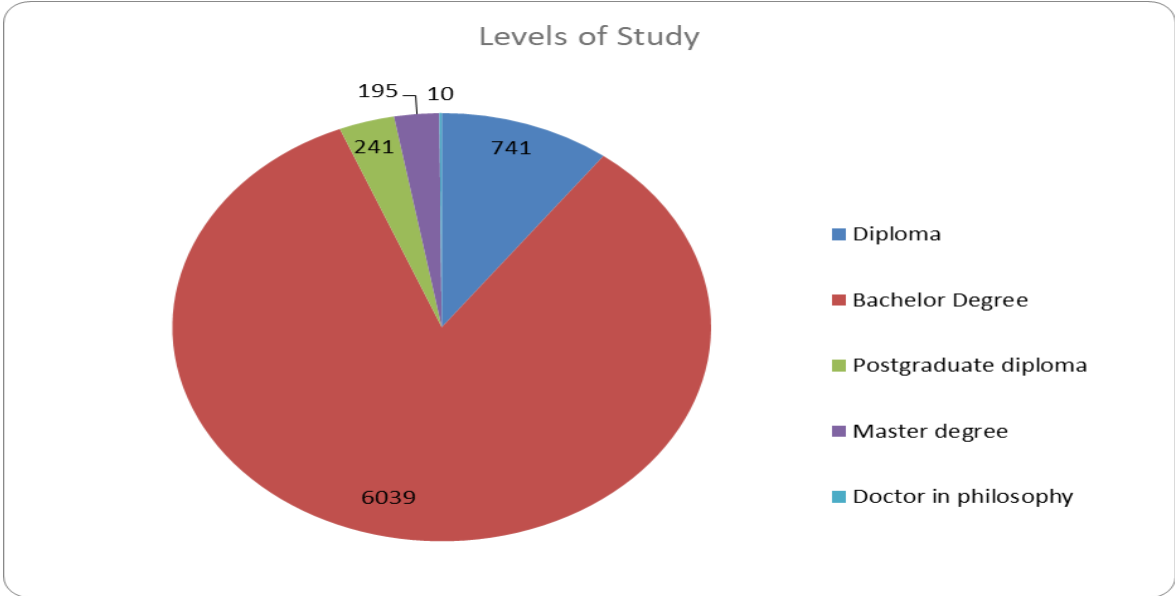


Figure 2. Students enrolled in various levels of study

1.4 Students by Scholarship & Self-Funding Students

As a public University, the majority of students are supported by the Royal Government of Bhutan Scholarship (RGoB), which accounts for about 85.7% of the student population. This is followed by 13.4% of students who are self-funded. Additionally, there are seven other scholarships that support a relatively small number of students. The Table.2 below provides detailed information on the distribution of students under various scholarships across each college.

Table 2. Total number of students funded by government, self-finance and other scholarships

Sl. No.	College	RGoB	Self	Other Scholarships							Total
				King's Scholarship	Leadership	Madanjeet	B-KIND	UNEP	Trongsa Poenlop	BOC	
1	CLCS	247	16								263
2	CNR	445	159	8		8	4	2		1	627
3	CST	964	211								1175
4	GCBS	871	395	20					1		1287
5	GCIT	385	20								405
6	JNEC	762	46								808
7	PCE	1188	29								1217
8	SCE	473	37								510
9	SC	859	59	4	8					4	934
Total		6194	972	32	8	8	4	2	1	5	7226

2. Student Intake 2024

2.1 Total Intake

In 2024, the Royal University of Bhutan admitted a total of 2,210 students, including those in postgraduate programmes (Table.3). The Gedu College of Business Studies (GCBS) had the highest intake, followed by the College of Science and Technology (CST) and the Samtse College of Education (SCE). Compared to the previous year, there was an overall decrease of 86 students in the total intake. While most colleges have increased their intake, the College of Natural Resources (CNR), the Samtse College of Education (SCE), and Paro College of Education (PCE) experienced a reduction in their numbers, with decreases of 9, 54, and 225 students, respectively.

Table 3. Total intake of student in the year 2024

Sl.No.	College name	Male	Female	Total
1	Sherubtse	153	96	249
2	GCIT	83	27	110
3	GCBS	205	239	444
4	JNEC	201	146	347

5	CNR	60	94	154
6	CST	265	128	393
7	PCE	112	126	238
8	SCE	104	171	275
Grand Total		1183	1027	2210

2.2 Gender Ratio of Student Intake

Of the total intake of 2,210 students, 1,027(46%), are female, while 1,183(54%), are male (Figure.3). Consistent with previous trends, the enrollment of female students in engineering and ICT programmes remains low, with an average of 33%.

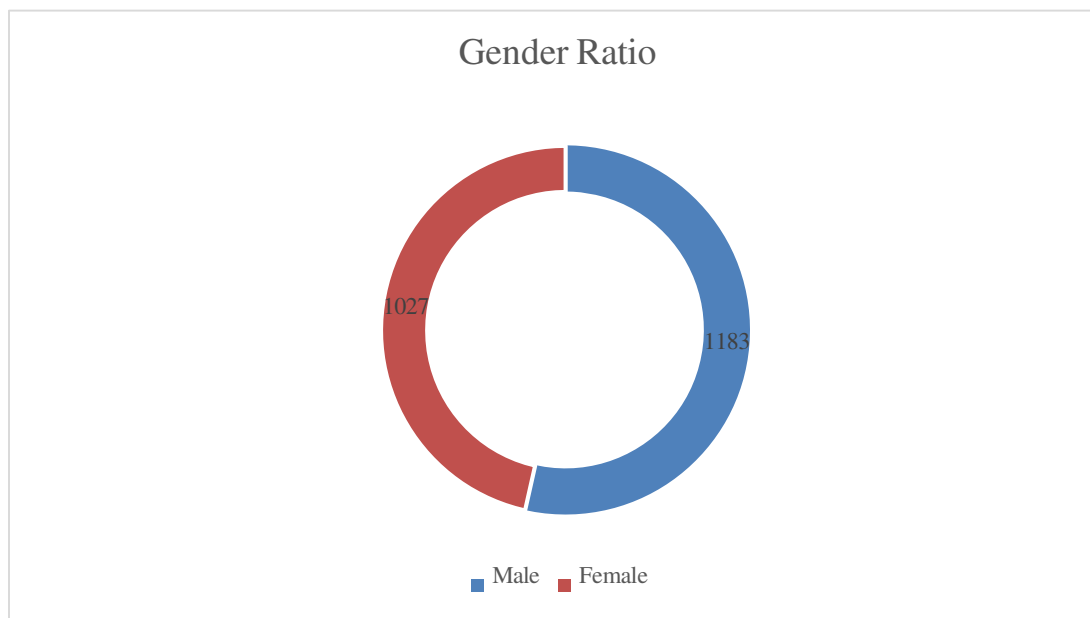


Figure 3. Proportion of male and female intake

2.3 Intake by Scholarship

The majority of the new intake of students are funded by the RGoB. In 2024, there are 1837 students under RGoB which is 83% of the total intake (Figure.4). Apart from that, a total of 12 students were funded by various scholarships which includes Madanjeet scholarship, King's scholarship, B-KIND scholarship, UNEP scholarship, Leadership, and Trongsa Penlop scholarship. The remaining 361 students are enrolled as self-funded.

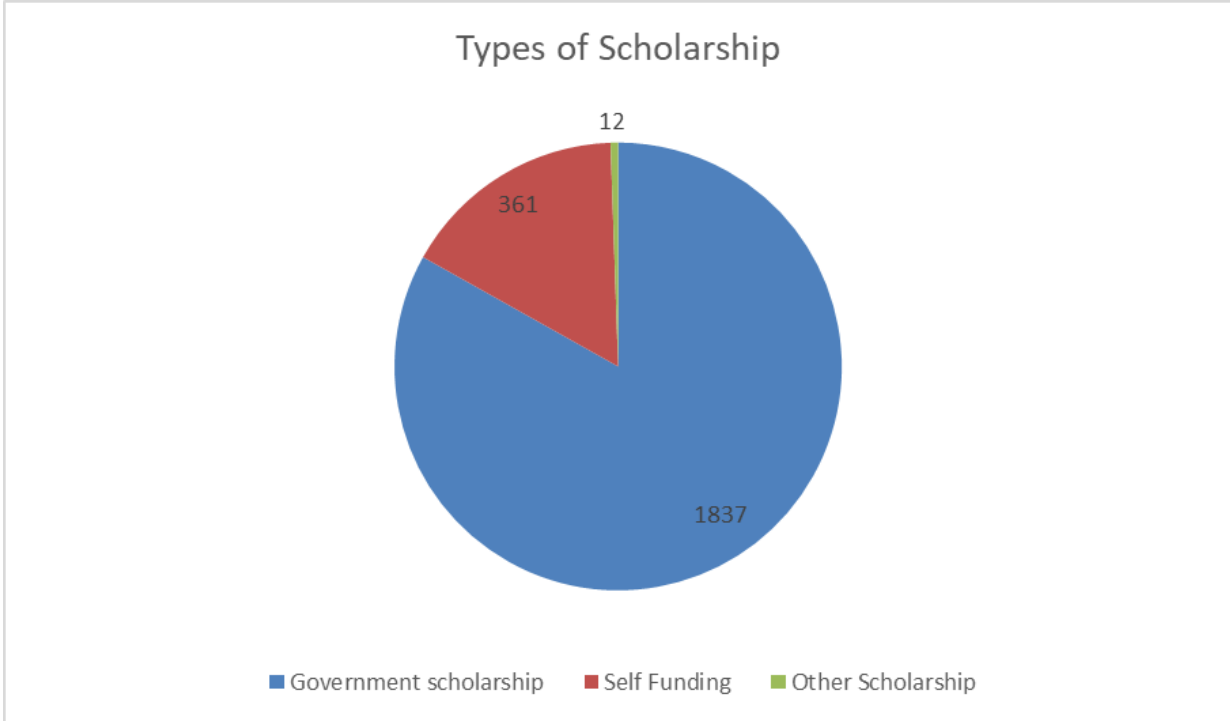


Figure 4. Total number of students awarded various types of scholarships

2.4 Intake of Students at Different Levels of Study

Of the total intake, 17.3% are enrolled in Diploma programmes, 75% in Bachelor's degree, 7% in Postgraduate Diploma/Certificate programmes, 1% in Masters and 0.13% at PhD level (Figure.5).

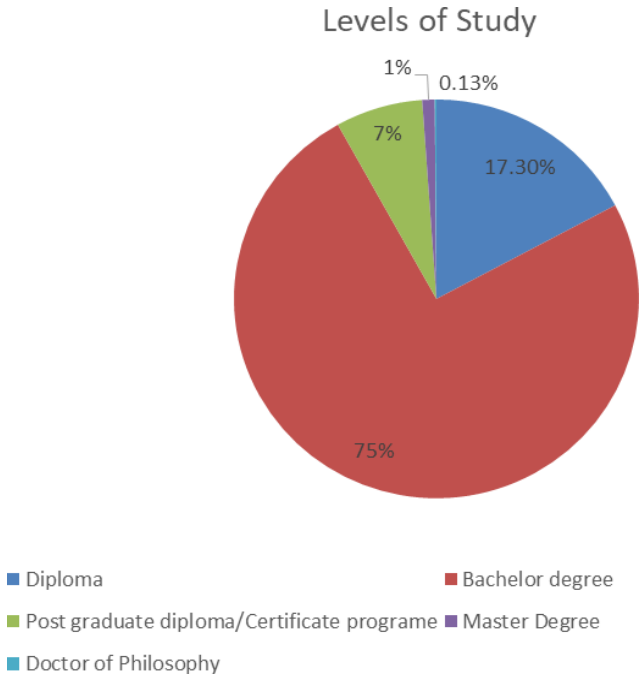


Figure 5. Percentage of students enrolled in various levels of study

3. Projected Number of Graduates for 2025 and 2026

Over the next two years (2025 to 2026), the University is expected to have a total of 4029 graduates from undergraduate programmes.

Table 4. Total number of graduates projected for the year 2025 and 2026

Sl. No.	College	Projection of Graduates with Undergraduate degree (Bachelor & Diploma)	
		2025	2026
1	CLCS	191	72
2	CNR	209	150
3	CST	237	223
4	GCBS	448	12
5	GCIT	103	117
6	JNEC	379	426
7	PCE	405	296
8	SCE	21	154
9	Sherubtse	408	178
Total		2401	1628

4. Human Resource

4.1 Total Staff Strength

The Royal University of Bhutan (RUB) has a total of 1009 staff, comprising 489 academic staff and 520 administrative and technical staff (Table.5). Sherubtse College and the College of Science and Technology (CST) have the highest number of academic staff, with 77 numbers each. The Gedu College of Business Studies (GCBS) has the largest number of administrative staff, totaling 71. In both the categories the proportion of female staff is much lower at 33%, compared to 67% male.

Table 5. Total number of staffs at Royal University of Bhutan

College	Academic Staff			Administrative Staff			Grand Total
	Male	Female	Total	Male	Female	Total	
CLCS	24	4	28	26	10	36	64
CNR	39	15	54	31	22	53	107
CST	52	25	77	45	23	68	145
GCBS	40	15	55	40	31	71	126
GCIT	21	20	41	30	16	46	87
JNEC	42	9	51	49	15	64	115
PCE	43	25	68	29	24	53	121
SCE	24	14	38	31	14	45	83
SC	57	20	77	30	13	43	120
OVC	0	0	0	23	18	41	41

	342	147	489	334	186	520	1009
--	-----	-----	-----	-----	-----	-----	------

4.2 Academic Staff Category with Qualification

Table.6 shows that a total of 5 (1.03%) academic staff have an advanced diploma, 101 (20.6%) have a bachelor's degree, 330 (67.4%) have a master's degree, and 53 (10.8%) have a PhD qualification.

Table 6. Total number of Academic staff with qualification

College Name	Regular (Bhutanese)					Fixed term (Bhutanese)				Total Academics (Bhutanese)	Expatriate (Fixed Term)			Total Academics (Expats.)	Total
	Diploma	Bachelor	Master	PhD	Total	Bachelor	Master	PhD	Total		Bachelor	Masters	PhD		
CLCS	0	0	28	0	28	0	0	0	0	28	0	0	0	0	28
CNR	0	10	29	13	52	1	1	0	2	54	0	0	0	0	54
CST	0	6	46	4	56	15	2	0	17	73	0	3	1	4	77
GCBS	0	8	40	3	51	0	1	0	1	52	0	1	2	3	55
GCIT	0	1	20	0	21	7	5	0	12	33	8	0	0	8	41
JNEC	5	7	27	0	39	6	3	0	9	48	1	1	1	3	51
PCE	0	9	36	15	60	3	3	0	6	66	0	1	1	2	68
SCE	0	0	29	9	38	0	0	0	0	38	0	0	0	0	38
SC	0	8	44	2	54	11	7	1	19	73	0	3	1	4	77
Grand Total	5	49	299	46	399	43	22	1	66	465	9	9	6	24	489

4.3 Staff on long term studies

Currently, 34 academic staff and 7 administrative and technical staff are on study leave. Among them, 23 academic staff are pursuing PhD studies, while 11 are enrolled in master programmes. Additionally, 4 administrative and technical staff are undergoing master degree and 3 staff pursuing bachelor's degree and 1 is completing a diploma. The details are shown in Table.7.

Table 7. Total number of staff on long term studies (Academic and Administrative & Technical)

College/OVC	Academics			Administrative & Technical					Grand Total
	Master	PhD	Total	Diploma	Bachelor	Master	PhD	Total	
CLCS	0	0			1	0	0	0	1
CNR	0	4	4		0	1	2	3	7
CST	3	3	6		0	2	0	2	8
GCBS	3	2	5		0	0	1	1	6
GCIT	0	1	1		0	0	0	0	1
JNEC	1	1	2		0	0	1	1	3
PCE	2	3	5		0	0	0	0	5

SCE	0	3	3	0	0	0	0	0	3
SC	2	6	8	0	0	0	0	0	8
OVC	0	0	0		0	0	0	0	0
Grand Total	11	23	34	1	3	4	0	7	42

4.4 Source of Funding for HRD of Academic Staff

Implementation of long-term studies of academic staff are largely supported through funding from the RGoB and His Majesty's Scholarship. The University has also received gracious support from the Government of India, Australia, Japan and Denmark. Funding was also extended by the other countries through a cost-sharing modality.

A number of slots were implemented through open scholarships secured by staff such as merit/research scholarships from universities and scholarships offered by different countries.

Table 8. List of funding sources for Academic staff

Source of Funding	Academics
RGOB	5
BKIND Project Scholarship	1
Nehru –Wangchuck Scholarship	3
Japanese Grand AID	2
Inter disciplinary frontier Scholarship	1
ETH4D Scholarship	1
UNE IPRA Scholarship	1
International Research and UTS President's Scholarship	1
Self funding Scholarship	2
Naropa University Scholarship and RGOB	2
RGoB & Co-funded by Society Switzerland	1
Schlumberger Foundation Scholarship	1
Uppsala University	1
President Scholarship	1
HM's Scholarship	4
Melbourne Research Scholarship	1
RGoB Scholarship & Prince Songkla University	1
RGoB (Sherubtse College with partial support from HRD	2
University of Massachusetts Lowell, USA scholarship	1
College Funded (GCBS)	2
Grand total	34

4.5 Academic Staff Completing Long Term Studies

In the year 2023-2024, 18 academic staff were awarded master's degrees, and 2 received PhDs upon successful completion of their studies (Table.9). All 20 staff have returned to their respective colleges, contributing to the enhancement of the academic qualifications of our faculty.

Table 9. Total number of Academic staff completing long term studies.

Sl.No	College	Master	PhD	Total
1	CLCS	1		1
2	CNR	4	1	5
3	CST	7		7
4	PCE	2	1	3
5	SCE	2	0	2
6	SC	2		2
	Total	18	2	20

4.6 Staff Recruitment

Between July 2023 to 2024, a total of 142 academic staff were recruited, including 48 regular staff, 46 fixed-term staff, and 48 adjunct academic staff (Figure.6).

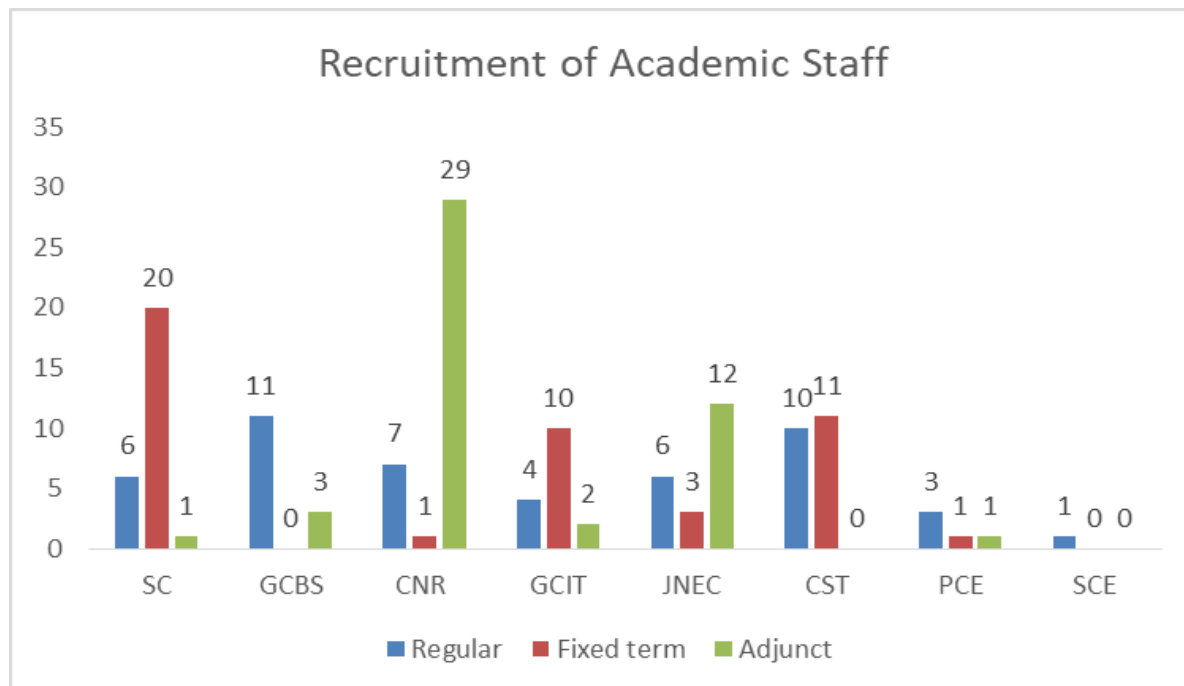


Figure 6. Academic staff recruited from July 2023 to 2024

4.7 Academic Staff on Campus excluding those on Long Term Studies

The University has a total of 455 academic staff on campus excluding 34 on long term studies (Table.10).

Table 10. Total Academic staff on campus

College Name	Regular (Bhutanese)					Fixed term (Bhutanese)				Total Academics (Bhutanese)	Expatriate (Fixed Term)			Total Academics (Expats.)	Total
	Diploma	Bachelor	Master	PhD	Total	Bachelor	Master	PhD	Total		Bachelor	Master	PhD		
CLCS	0	0	28	0	28	0	0	0	0	28	0	0	0	0	28
CNR	0	10	25	13	48	1	1	0	2	50	0	0	0	0	50
CST	0	3	43	4	50	15	2	0	17	67	0	3	1	4	71
GCBS	0	5	38	3	46	0	1	0	1	47	0	1	2	3	50
GCIT	0	1	19	0	20	7	5	0	12	32	8	0	0	8	40
JNEC	5	6	26	0	37	6	3	0	9	46	1	1	1	3	49
PCE	0	7	33	15	55	3	3	0	6	61	0	1	1	2	63
SCE	0	0	26	9	35	0	0	0	0	35	0	0	0	0	35
SC	0	8	36	2	46	11	7	1	19	65	0	3	1	4	69
Grand Total	5	40	274	46	365	43	22	1	66	431	9	9	6	24	455

5. Programmes Offered

5.1 Award bearing programmes

The nine constituent colleges of RUB offer a range of programmes starting from Diploma to PhD. As of August 2024, RUB offers 95 award bearing programmes (Table.11).

Table 11. List of various programmes offered at the nine colleges of RUB

College	Award Bearing Programmes Offered
CLCS	<ol style="list-style-type: none"> 1. Bachelor of Arts in Dzongkha and Culture Studies 2. Bachelor of Arts in Language and Literature 3. Master of Arts in Choekey and Dzongkha
CNR	<ol style="list-style-type: none"> 1. Bachelor of Science in Sustainable Development 2. Bachelor of Science in Animal Science (Diploma Nested) 3. Bachelor of Science in Forestry 4. Bachelor of Science in Food Science & Technology (Diploma Nested) 5. Bachelor of Science in Environment & Climate Studies 6. Bachelor of Science in Organic Agriculture 7. Bachelor of Science in Agriculture Science (Diploma Nested) 8. Master in Development Practice 9. Master of Science in Natural Resources Management 10. Master of Science in Conservation Biology 11. Doctor of Philosophy in Climate Studies
CST	<ol style="list-style-type: none"> 1. Bachelor of Engineering in Civil Engineering 2. Bachelor of Engineering in Electrical Engineering 3. Bachelor of Engineering in Electronics and Communication Engineering 4. Bachelor of Engineering Information Technology 5. Bachelor of Architecture 6. Bachelor of Engineering in Geology Engineering 7. Bachelor of Engineering in Instrumentation and Control Engineering 8. Bachelor of Engineering in Water Resource Engineering 9. Bachelor of Engineering in Mechanical Engineering 10. Bachelor of Engineering in Software Engineering
GCBS	<ol style="list-style-type: none"> 1. Bachelor of Accounting 2. Bachelor of Finance and Economics 3. Bachelor of Business Intelligence 4. Bachelor of Business Management 5. Bachelor of Human Capital Management 6. Bachelor of Marketing (Digital & Communication) 7. Bachelor of Commerce (Finance) 8. Bachelor of Commerce (Accounting) 9. Bachelor of Business Administration (Human Resource Management)

	10. Bachelor of Business Administration (Marketing)
GCIT	<ol style="list-style-type: none"> 1. Bachelor of Science in Computer Science 2. Bachelor of Digital Media and Development 3. Bachelor of Computer Science (AI Development & Data Science) 4. Bachelor of Science in Information Technology 5. Bachelor of computer science (Block chain Development) 6. Bachelor of computer science (Full stack Development)
JNEC	<ol style="list-style-type: none"> 1. Diploma in Civil Engineering 2. Diploma in Surveying 3. Diploma in Electrical Engineering 4. Diploma in Materials and Procurement Management 5. Diploma in Mechanical Engineering 6. Diploma in Computer System and Network 7. Diploma in Electronics and Communication Engineering 8. Diploma in Construction Supervision 9. Bachelor of Engineering in Surveying and Geo informatics 10. Bachelor of Engineering in Power Engineering 11. Bachelor of Engineering in Mechanical Engineering 12. Diploma in Multimedia and Animation
PCE	<ol style="list-style-type: none"> 1. Diploma in Physical Education and Sports Coaching 2. Diploma in Early Childhood Care and Development (Part Time) 3. Bachelor of Education in Primary (Full Time) 4. Bachelor in Education Primary (Part Time) 5. Bachelor of Education in Primary Dzongkha 6. Postgraduate Diploma in Education Dzongkha 7. Master in Education in Educational Leadership and Management (Part Time) 8. Master of Education in Primary English 9. Master of Education in Primary Science 10. Master of Education in Primary Social Studies 11. Master of Education in Primary Mathematics 12. Master of Education in Inclusive Education 13. Master of Education in Dzongkha (Part Time)
SC	<ol style="list-style-type: none"> 1. Bachelor of Science in Physics 2. Bachelor of Arts in Media Studies 3. Bachelor of Science in Environmental Science 4. Bachelor of Arts Political Science and Sociology 5. Bachelor of Science in Statistics 6. Bachelor of Arts in Economics 7. Bachelor of Arts in Population and Development Studies 8. Bachelor of Arts in History 9. Bachelor of Arts in English 10. Bachelor in Science in Geography 11. Bachelor of Science in Mathematics

	<ul style="list-style-type: none"> 12. Bachelor of Science in Life Science 13. Bachelor of Science in Chemistry 14. Bachelor of Science in Data Science 15. Bachelors of Economics and Political Science 16. Bachelors of Digital Communications and Project Management 17. Bachelors of Data Science and Data Analytics 18. Bachelor of Arts in English and Dzongkha
SCE	<ul style="list-style-type: none"> 1. Bachelor in Education Secondary in ICT 2. Bachelor in Education Secondary (English and Geography) 3. Bachelor in Education Secondary (English and History) 4. Bachelor in Education Secondary (Biology and Chemistry) 5. Bachelor in Education Secondary (Physics and Maths) 6. Postgraduate Diploma in Education 7. Postgraduate Diploma in Contemplative Counseling Psychology 8. Postgraduate Certificate in Higher Education (PT) 9. Master of Education in Mathematics 10. Master of Education in Biology 11. Master of Education in English 12. Master of Education in Geography

5.2 Proportion of programmes at different levels

The University currently offers 61 bachelor degree programmes, 15 master degree programmes, 11 diploma programmes, and 4 postgraduate diploma programmes and 1 PhD programme.

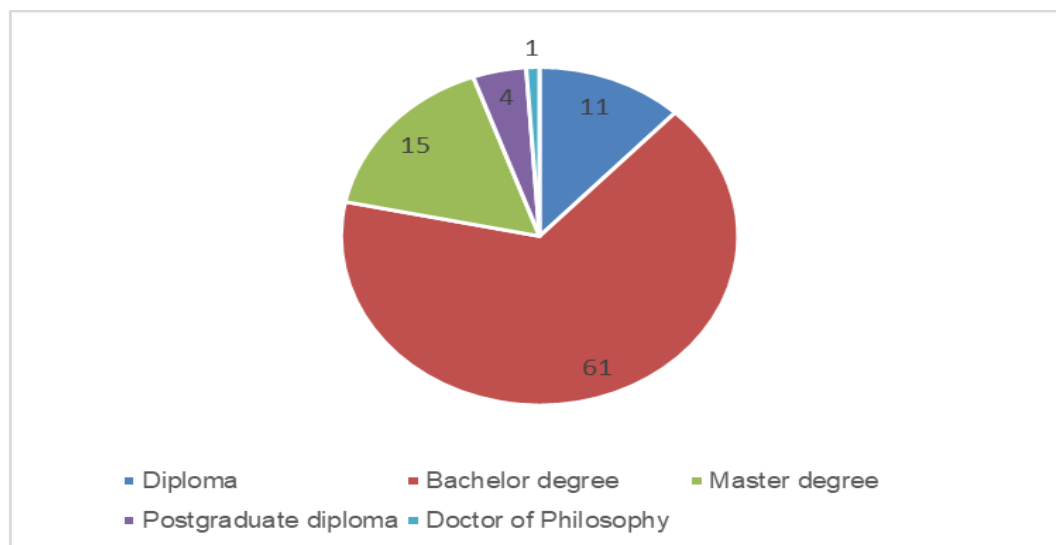


Figure 7. The number of programmes offered at various qualification level

Annexure 1: 2024 First Year Intake Details by College

1. The details of new students are as follows:

Sherubtse College

Sl. No	Programme	Student Type	Male	Female	Total
1	Bachelor of Science in Physics	Government	18	12	30
2	Bachelor of Science in Mathematics	Government	24	11	35
3	Bachelor of Science in Life Science	Government	11	13	24
		Self-Finance	1		1
		Leadership	2	3	5
4	Bachelor of Science in Chemistry	Government	21	9	30
5	Year 1 General Studies A	Government	20	12	32
6	Year 1 General Studies B	Government	15	15	30
7	Year 1 General Studies C	Government	23	9	32
8	Year 1 General Studies D	Government	12	10	22
		Self-Finance	6	2	8
Grand Total			153	96	249

College of Science and Technology

Sl. No.	Programme	Student Type	Male	Female	Total
1	Bachelor of Engineering in Civil Engineering	Self-Finance	7	1	8
		Government	34	16	50
2	Bachelor of Engineering in Electrical Engineering	Government	32	11	43
		Self-Finance	4	0	4
3	Bachelor of Engineering in Electronics and Communication Engineering	Self-Finance	2	1	3

		Government	20	12	32
4	Bachelor of Engineering Information Technology	Self-Finance	3	5	8
		Government	25	17	42
5	Bachelor of Architecture	Government	13	3	16
		Self-Finance	9	1	10
6	Bachelor of Engineering in Geology Engineering	Government	15	10	25
		Self-Finance	2	1	3
7	Bachelor of Engineering in Instrumentation and Control Engineering	Government	21	9	30
		Self-Finance	1	1	2
8	Bachelor of Engineering in Civil Engineering (In-service)	Self-Finance	2	3	5
9	Bachelor of Engineering in Electrical Engineering (In-service)	Self-Finance	1	1	2
10	Bachelor of Engineering in Electronics and Communication Engineering (In-service)	Self-Finance	0	1	1
11	Bachelor of Engineering in Water Resource	Government	19	14	33
		Self-Finance	1	1	2
12	Bachelor of Engineering in Mechanical Engineering	Self-Finance	3	0	3
		Government	22	2	24
13	Bachelor of Engineering in Software Engineering	Self-Finance	29	18	47
Grand Total			265	128	393

Jigme Namgyel Engineering College

Sl. No	Programme	Student Type	Male	Female	Total
1	Diploma in Civil Engineering	Government	23	20	43
		Self-Finance	4	2	6
2	Diploma in Surveying	Government	23	8	31
3	Diploma in Electrical Engineering	Government	20	18	38
		Self-Finance	2	1	3
4	Diploma in Materials and Procurement Management	Government	20	13	33
		Self-Finance	0	3	3

5	Diploma in Mechanical Engineering	Government	24	11	35
		Self-Finance	3	0	3
6	Diploma in Computer System and Network	Government	22	17	39
		Self-Finance	1	2	3
7	Diploma in Electronics and Communication Engineering	Government	28	11	39
8	Diploma in Construction Supervision	Government	20	26	46
		Self-Finance	1	1	2
9	Diploma in Multimedia and Animation	Government	9	12	21
		Self-Finance	1	1	2
Grand Total			201	146	347

Samtse College

Sl. No	Programme	Student Type	Male	Female	Total
1	Postgraduate Diploma in Education	Government	33	51	84
		Self-Finance	9	7	16
2	Postgraduate Diploma in Contemplative Counselling Psychology	Government	15	15	30
		Self-Finance	2	3	5
3	Postgraduate Certificate in Higher Education	Government	8	11	19
4	Bachelor of Education Secondary (Biology and Chemistry)	Government	6	21	27
		Self-Finance	1	4	5
5	Bachelor of Education Secondary (Physics and Mathematics)	Government	11	8	19
6	Bachelor of Education Secondary (English and Geography)	Government	5	24	29
		Self-Finance	0	6	6
7	Bachelor of Education Secondary (English and History)	Government	12	18	30
		Self-Finance	2	3	5
Grand Total			104	171	275

Gedu College of Business Studies

Sl. No.	Programme	Student Type	Male	Female	Total
1	Bachelor of Accounting	Government	38	31	69
		Self-Finance	13	16	29
		King's Scholarship	1	0	1
2	Bachelor of Finance and Economics	Government	29	30	59
		Self-Finance	9	16	25
3	Bachelor of Business Intelligence	Government	41	37	78
		Self-Finance	15	18	33
4	Bachelor of Business Management	Government	11	23	34
		Self-Finance	6	11	17
5	Bachelor of Human Capital Management	Government	11	17	28
		Self-Finance	7	6	13
6	Bachelor of Marketing (Digital & Communication)	Government	18	21	39
		Self-Finance	6	12	18
		Trongsa Poenlop	0	1	1
Grand Total			205	239	444

College of Natural Resources

Sl. No	Programme	Student Type	Male	Female	Total
1	Bachelor of Science in Sustainable Development	Government	11	18	29
		Self-Finance	3	10	13
2	Bachelor of Science in Animal Science (Diploma Nested)	Government	4	12	16
		Self-Finance	0	4	4
3	Bachelor of Science in Forestry	Self-Finance	5	7	12
		Government	5	8	13
		Madanjeet	0	1	1
		King's scholarship	0	1	1
4	Bachelor of Science in Food Science & Technology (Diploma Nested)	Government	9	12	21

		Self-Finance	1	1	2
5	Bachelor of Science in Environment & Climate Studies	Self-Finance	3	1	4
		Government	9	5	14
6	Master of Science in Conservation Biology	Madanjeet	2	0	2
7	Bachelor of Science in Agriculture Science (Diploma Nested)	Government	5	11	16
		Self-Finance	1	1	2
8	Master of Science in Natural Resource Management	Madanjeet	0	1	1
9	PhD in Climate Studies	Self-Finance	2	1	3
Grand Total			60	94	154

Paro College of Education

Sl. No	Programme	Student Type	Male	Female	Total
1	Masters of Education in Primary Science	Government	2	1	3
2	Masters of Education in Primary Social Studies	Government	3	0	3
3	Bachelor of Education in Primary	Government	22	67	89
4	Masters of Education in Primary Mathematics	Government	2	2	4
5	Bachelor of Education in Primary Dzongkha	Government	33	37	70
6	Master of Education in Inclusive Education	Government	2	0	2
7	Master of Education in Dzongkha (PT)	Government	18	7	25
8	Diploma in Physical Education and Sports Coaching	Government	26	9	35
9	Masters of Education in Primary English	Government	4	3	7
Grand Total			112	126	238

Gyalpoishing College of Information Technology

SI. No.	Programme	Student Type	Male	Female	Total
1	Bachelor of Science in Computer Science	Government	54	16	70
		Self-Finance	12	5	17
2	Bachelor of Digital Media and Development	Government	14	6	20
		Self-Finance	3	0	3
Grand Total			83	27	110

Annexure 2. Total students details by College

College of Language and Culture Studies

SI. No.	Programme	Year	Student Type	Male	Female	Total
1	Bachelor of Arts in Dzongkha and Culture Studies	3	Government	23	48	71
			Self-Finance	1	0	1
		4	Government	28	42	70
			Self-Finance	1	4	5
2	Bachelor of Arts in Language and Literature	3	Government	25	62	87
			Self-Finance	4	6	10
3	Master of Arts in Choekey and Dzongkha	3	Government	14	5	19
Grand Total				96	167	263

Sherubtse College

Sl. No	Programme	Student Year	Student Type	Male	Female	Total
1	Bachelor of Science in Physics	1	Government	18	12	30
		2	Government	21	9	30
		3	Government	18	6	24
2	Bachelor of Arts in Media Studies	3	Government	8	16	24
			Self-Finance	3	4	7
			BOC	3		3
3	Bachelor of Science in Environmental Science	3	Government	13	15	28
			Self-Finance	1		1
4	Bachelor of Arts Political Science and Sociology	3	Government	5	24	29
			Self-Finance		3	3
5	Bachelor of Science in Statistics	2	Government	5	0	5
		3	Government	17	13	30
		4	Government	7	6	13
6	Bachelor of Arts in Economics	3	Government	8	13	21
			Self-Finance	6	3	9
			King's Scholarship	1		1
			Leadership	1	1	2
7	Bachelor of Arts in English	3	Government	6	19	25
			Self-Finance	4	3	7
			BOC	1		1
			King's Scholarship	1	1	2
8	Bachelor of Arts in Population and Development Studies	3	Government	10	14	24
			Self-Finance	3	5	8
9	Bachelor of Arts in History	3	Government	13	13	26
			King's Scholarship	1		1
			Self-Finance	3	3	6
10	Bachelor of science in Geography	3	Government	15	13	28
			Self-Finance	5	3	8

11	Bachelor of Science in Mathematics	1	Government	24	11	35
		2	Government	17	9	26
			Self-Finance	1		1
			Leadership	1		1
3	Government	22	7	29		
12	Bachelor of Science in Life Science	1	Government	11	13	24
			Self-Finance	1		1
			Leadership	2	3	5
		2	Government	11	18	29
		3	Government	12	11	23
13	Bachelor of Science in Chemistry	1	Government	21	9	30
		2	Government	16	14	30
		3	Government	14	16	30
14	Bachelor of Science in Data Science	3	Government	19	12	31
		4	Government	17	8	25
15	Bachelor of Arts in Digital Communication & Project Management	2	Government	17	5	22
16	Bachelor of Arts in Economics & Political Science	2	Government	14	14	28
17	Bachelor of Science in Data Science & Data Analytics	2	Government	23	21	44
18	Year 1 General Studies A	1	Government	20	12	32
19	Year 1 General Studies B	1	Government	15	15	30
20	Year 1 General Studies C	1	Government	23	9	32
21	Year 1 General Studies D	1	Government	12	10	22
			Self-Finance	6	2	8
Grand Total				516	418	934

College of Science and Technology

Sl. No.	Programme	Student Year	Student Type	Male	Female	Total
1	Bachelor of Engineering in Civil Engineering	1	Self Finance	7	1	8
			Government	34	16	50
		2	Self Finance	2	3	5
			Government	32	20	52
		3	Government	33	13	46
			Self Finance	7	5	12
4	Government	27	11	38		
	Self Finance	9	7	16		
2	Bachelor of Engineering in Electrical Engineering	1	Government	32	11	43
			Self Finance	4	0	4
		2	Self Finance	2	0	2
			Government	21	15	36
		3	Government	28	11	39
			Self Finance	2	1	3
4	Government	31	13	44		
	Self Finance	2	4	6		
3	Bachelor of Engineering in Electronics and Communication Engineering	1	Self Finance	2	1	3
			Government	20	12	32
		2	Government	16	10	26
			Government	19	11	30
		3	Self Finance	1	0	1
Government	13	2	15			
4	Bachelor of Engineering Information Technology	1	Self Finance	3	5	8
			Government	25	17	42
		2	Government	31	12	43
			Self Finance	2	2	4
		3	Government	26	7	33
			Self Finance	0	2	2
4	Government	27	9	36		
	Self Finance	7	0	7		

5	Bachelor of Architecture	1	Government	13	3	16
			Self Finance	9	1	10
		2	Government	6	7	13
			Self Finance	4	3	7
		3	Government	14	5	19
			Self Finance	3	2	5
		4	Self Finance	5	3	8
			Government	13	3	16
		5	Government	12	6	18
			Self Finance	5	2	7
6	Bachelor of Engineering in Geology Engineering	1	Government	15	10	25
			Self Finance	2	1	3
		2	Self Finance	2	0	2
			Government	14	8	22
		3	Government	15	5	20
		4	Government	16	10	26
7	Bachelor of Engineering in Instrumentation and Control Engineering	1	Government	21	9	30
			Self Finance	1	1	2
		2	Government	17	8	25
		3	Government	7	6	13
		4	Government	12	11	23
			Self Finance	1	0	1
8	Bachelor of Engineering in Civil Engineering (In-Service)	1	Self Finance	2	3	5
9	Bachelor of Engineering in Electrical Engineering (In- service)	1	Self Finance	1	1	2
		3	Self Finance	1	0	1
10	Bachelor of Engineering in Electronics and Communication Engineering (In-service)	1	Self Finance	0	1	1
11	Bachelor of Engineering in Water Resource	1	Government	19	14	33
			Self Finance	1	1	2
		2	Self Finance	1	0	1

			Government	12	6	18
12	Bachelor of Engineering in Mechanical Engineering	1	Self Finance	3	0	3
			Government	22	2	24
		2	Government	15	3	18
13	Bachelor of Engineering in Software Engineering	1	Self Finance	29	18	47
		2	Self Finance	17	6	23
Grand Total				795	380	1175

Jigme Namgyel Engineering College

Sl. No	Programme	Student Year	Student Type	Male	Female	Total
1	Diploma in Civil Engineering	1	Government	23	20	43
			Self Finance	4	2	6
		2	Government	27	20	47
			Self Finance	1	0	1
2	Bachelor of Engineering in survey and Geo-informatics	3	Government	13	7	20
			Self Finance	1	0	1
		4	Government	15	5	20
			Self Finance	5	2	7
3	Diploma in Surveying	1	Government	23	8	31
		2	Government	17	11	28
4	Diploma in Electrical Engineering	1	Government	20	18	38
			Self Finance	2	1	3
		2	Government	23	15	38
			Self Finance	1	2	3
5	Diploma in Materials and Procurement Management	1	Government	20	13	33
			Self Finance	0	3	3
6	Bachelor of Engineering in Power Engineering	3	Government	25	9	34
			Self Finance	0	1	1
		4	Government	21	8	29

			Self Finance	1	1	2
7	Bachelor of Engineering in Mechanical Engineering	2	Government	2	1	3
		3	Government	23	0	23
		4	Government	22	5	27
			Self Finance	5	1	6
8	Diploma in Mechanical Engineering	1	Government	24	11	35
			Self Finance	3	0	3
		2	Government	26	8	34
			Self Finance	1	0	1
9	Diploma in Computer System and Network	1	Government	22	17	39
			Self Finance	1	2	3
		2	Government	12	18	30
			Self Finance	1	0	1
10	Diploma in Electronics and Communication Engineering	1	Government	28	11	39
		2	Government	14	8	22
11	Diploma in Construction Supervision	1	Government	20	26	46
			Self Finance	1	1	2
		2	Government	14	28	42
			Self Finance	0	1	1
12	Diploma in Multimedia and Animation	1	Government	9	12	21
			Self Finance	1	1	2
Grand Total				497	311	808

Samtse College of Education

SI No	Programme	Student Year	Student Type	Male	Female	Total
1	Postgraduate Diploma in Education	1	Government	33	51	84
			Self Finance	9	7	16
2	Postgraduate Diploma in Contemplative Counselling Psychology	1	Government	15	15	30
			Self Finance	2	3	5

3	Postgraduate Certificate in Higher Education	1	Government	8	11	19
4	Master of Education in English	2	Government	3	0	3
5	Master of Education in Geography	2	Government	4	0	4
6	Master of Education in Biology	2	Government	5	0	5
7	Master of Education in Mathematics	2	Government	7	2	9
8	Bachelor of Education in Secondary (Biology and Chemistry)	1	Government	6	21	27
			Self Finance	1	4	5
9	Bachelor of Education in Secondary (Physics and Mathematics)	1	Government	11	8	19
			Self Finance	0	0	0
10	Bachelor of Education in Secondary (English and Geography)	1	Government	5	24	29
			Self Finance	0	6	6
11	Bachelor of Education in Secondary (English and History)	1	Government	12	18	30
			Self Finance	2	3	5
12	Bachelor of Education in Secondary (ICT)	2	Government	35	104	139
13	Bachelor of Education in Secondary (English and Geography)	2	Government	12	23	35
14	Bachelor of Education in Secondary (English and History)	2	Government	15	25	40
Grand Total				185	325	510

Gedu College of Business Studies

Sl. No.	Programme	Student Year	Student Type	Male	Female	Total
1	Bachelor of Accounting	1	Government	38	31	69
			Self Finance	13	16	29
			King's Scholarship	1	0	1
2	Bachelor of Finance and Economics	1	Government	29	30	59
			Self Finance	9	16	25
3	Bachelor of Business Intelligence	1	Government	41	37	78

			Self Finance	15	18	33
4	Bachelor of Business Management	1	Government	11	23	34
			Self Finance	6	11	17
5	Bachelor of Human Capital Management	1	Government	11	17	28
			Self Finance	7	6	13
6	Bachelor of Marketing (Digital & Communication)	1	Government	18	21	39
			Self Finance	6	12	18
			Trongsa Poenlop	0	1	1
7	Bachelor of Accounting	2	Government	42	30	72
			Self Finance	8	5	13
			King's Scholarship	1	0	1
8	Bachelor of Finance and Economics	2	Government	48	39	87
9	Bachelor of Business Intelligence	2	Government	23	33	56
			Self Finance	6	8	14
			King's Scholarship	1	0	1
10	Bachelor of Business Management	2	Government	13	13	26
			Self Finance	10	15	25
			King's Scholarship	0	1	1
11	Bachelor of Human Capital Management	2	Government	1	7	8
			Self Finance	12	15	27
			King's Scholarship	0	2	2
12	Bachelor of Marketing (Digital & Communication)	2	Government	5	16	21
			Self Finance	8	20	28
			King's Scholarship	0	1	1
13	Bachelor of Commerce in Accounting	2	Government	1	1	2
			Self Finance	3	1	4
			King's Scholarship	0	1	1
14	Bachelor of Business Administration in Human Resource Management	2	Government	2	1	3
			Self Finance	2	0	2
15	Bachelor of Commerce in Accounting	3	Government	64	42	106
			Self Finance	27	23	50
			King's Scholarship	2	4	6
16	Bachelor of Commerce in Finance	3	Government	65	49	114

			Self Finance	11	16	27
			King's Scholarship	0	3	3
17	Bachelor of Business Administration in Marketing	3	Government	24	14	38
			Self Finance	15	18	33
			King's Scholarship	0	2	2
18	Bachelor of Business Administration in Human Resource Management	3	Government	22	9	31
			Self Finance	23	14	37
			King's Scholarship	0	1	1
Grand Total				644	643	1287

College of Natural Resources

Sl. No	Programme	Student Year	Student Type	Male	Female	Total
1	Bachelor of Science in Sustainable Development	1	Government	11	18	29
			Self Finance	3	10	13
		2	Government	17	14	31
			Self Finance	2	9	11
			King's scholarship	1	1	2
		3	Government	9	20	29
Self Finance	4		5	9		
King's scholarship	1		3	4		
2	Bachelor of Science in Animal Science (Diploma Nested)	1	Government	4	12	16
			Self Finance	0	4	4
		2	Self Finance	2	1	3
			Government	5	12	17
		3	Self Finance	1	3	4
			Government	5	8	13
		4	Government	4	20	24
			Self Finance	0	1	1
3	Bachelor of Science in Forestry	1	Self Finance	5	7	12
			Government	5	8	13
			Madanjeet	0	1	1
			King's scholarship	0	1	1

		2	Government	4	11	15
			Self Finance	2	7	9
		3	Self Finance	3	3	6
			Government	4	8	12
			BOC	1	0	1
		4	Government	7	14	21
			Self Finance	6	7	13
			King's scholarship	0	1	1
			Madanjeet	1	0	1
4	Bachelor of Science in Food Science and Technology	1	Government	9	12	21
			Self Finance	1	1	2
		2	Self Finance	3	1	4
			Government	6	9	15
		3	Government	9	11	20
			Self Finance	2	3	5
		4	Government	6	17	23
			Self Finance	3	3	6
		1	Self Finance	3	1	4
			Government	9	5	14
		2	Government	7	9	16
			Self Finance	7	3	10
		3	Government	8	9	17
			Self Finance	3	4	7
		4	Government	12	12	24
			Self Finance	2	9	11
6	Bachelor of Science in Organic Agriculture	3	Government	7	6	13
			Self Finance	3	2	5
		4	Government	16	9	25
			Self Finance	6	5	11
8	Master of Science in Natural Resource Management	1	Madanjeet	0	1	1
		2	Self Finance	0	1	1
			Madanjeet s	3	0	3
9	PhD in Climate Studies	1	Self Finance	2	1	3
		2	Self Finance	2	1	3
		3	B-KIND	1	3	4

10	Master of Science in Conservation Biology	1	Madanjeet	2	0	2
		2	UNEP	2	0	2
11	Bachelor of Science in Agriculture	1	Government	5	11	16
			Self Finance	1	1	2
		2	Government	3	17	20
			Self Finance	0	1	1
Grand Total				250	377	627

Paro College of Education

Sl. No	Programme	Student Year	Student Type	Male	Female	Total
1	Masters of Education in Primary Science	1	Government	2	1	3
		2	Government	9	1	10
2	Masters of Education in Primary Social Studies	1	Government	3	0	3
		2	Government	9	1	10
3	Bachelor of Education in Primary	1	Government	22	67	89
		2	Government	58	136	194
		3	Government	31	67	98
		4	Government	34	98	132
4	Masters of Education in Primary Mathematics	1	Government	2	2	4
		2	Government	8	1	9
5	Postgraduate Diploma in Education in Dzongkha	2	Government	32	37	69
			Self Finance	8	10	18
6	Bachelor of Education in Primary Dzongkha	1	Government	33	37	70
		2	Government	64	74	138
		3	Government	36	33	69
		4	Government	40	30	70
7	Master of Education in Inclusive Education	1	Government	2	0	2

		2	Government	6	2	8
8	Master of Education in Dzongkha (PT)	1	Government	18	7	25
			Self Finance	0	0	0
		2	Government	20	4	24
			Self Finance	3	1	4
		3	Government	22	5	27
9	Diploma in Physical Education and Sports Coaching	1	Government	26	9	35
		2	Government	22	9	31
			BOC	0	0	
10	Masters of Education in Primary English	1	Government	4	3	7
		2	Government	6	4	10
			Self Finance	0	0	0
11	Diploma in Early Childhood Care and Development (PT)	2	Government	0	40	40
12	Bachelor of Education in Primary (PT)	4	Self Finance	2	5	7
			Government	3	8	11
Grand Total				525	692	1217

Gyelposhing College of Information Technology

Sl. No.	Programme	Student Year	Student Type	Male	Female	Total
1	Bachelor of Science in Computer Science	1	Government	54	16	70
			Self Finance	12	5	17
		4	Government	1		1
2	Bachelor of Digital Media and Development	1	Government	14	6	20
			Self Finance	3	0	3
		2	Government	16	7	23
		3	Government	14	10	24
3	Bachelor of Computer Science (AI Development & Data Science)	2	Government	30	10	40
		3	Government	20	20	40

		4	Government	34	18	52
4	Bachelor of Computer Science (Block chain Development)	2	Government	9	3	12
		3	Government	5	4	9
		4	Government	18	5	23
5	Bachelor of Computer Science (Full Stack Development)	3	Government	10	9	19
			Government	17	8	25
		4	Government	17	8	25
6	Bachelor of Science in Information Technology	4	Government	2	0	2
Grand Total				276	129	405